

PRESENTS:



Presidents Trail Camporee Unit Leaders Guide

(Rev. F4)

**October 12-14, 2024
Pageant Field @ Merrymount Park
One Merrymount Parkway
Quincy, MA**

www.PresidentsTrailCamporee.org



2024 Presidents Trail Camporee, Quincy, MA

Contents:

Chairman's Letter.....	4
Event Overview:.....	5
Unit Preparations (Prior to the Event).....	5
Guide to Safe Scouting (GSS):.....	6
Adult Supervision.....	6
Traveling to the Presidents Trail Camporee.....	6
Arriving at the Presidents Trail Camporee.....	7
Unit Rally at High School lot:.....	7
Drive-in/Vehicle Check-in:.....	7
Hike-in option:.....	8
Day Pass option:.....	8
Site Commissioner Welcome:.....	9
Unit leader “Check-In” process:.....	9
Unit leader “Check-Out” process:.....	9
Uniforms:.....	10
Weather:.....	10
Prohibited Items:.....	10
Schedule:.....	11
Management Team:.....	12
Program Offerings:.....	12
Presidents Trail:.....	13
Conservation Projects:.....	13
Advancement Block:.....	14
Scout Skills/ Rank Advancement:.....	14
Touring Options:.....	15
Presidents Trail Camporee Ambassadors Award:.....	15
Ceremonies:.....	15
Evening Open Program Offerings (6:00 pm - 6:45 pm):.....	15
Daily Leaders Meetings:.....	16
Evening Shows:.....	16
Cracker Barrels:.....	16
Interfaith/Religious Services.....	16
Commissioner Services.....	17
Medical Services:.....	18
Security Services:.....	19
Customer Service Support:.....	20
Transportation/Parking Service:.....	20
Trading Post:.....	20
Campsite Life / Facility Services:.....	21
Safety Guidelines (Fire, EEE, Public Access).....	26



2024 Presidents Trail Camporee, Quincy, MA

APPENDIX:.....	29
Appendix A: The Presidents Trail.....	29
Appendix B: 2024 Presidents Trail Award Requirements.....	30
Appendix C: Ambassadors Award Requirements.....	31
Appendix D: Camporee “PRESIDENTS” Award Trophy (One Unit).....	32
Appendix E: Camporee Field Layout.....	33
Appendix G: Camporee Participants Patch And Trail Medal.....	35
Appendix H: MERCHANDISING Products:.....	36
Appendix I: Campsite Setup:.....	39
Appendix J: The three-pot method: This is how to wash dishes at a campsite.....	43
Appendix K: Triple E.....	45
Appendix L: Recommend Gear Recommendations.....	46
Appendix M: Dashboard Contact Sheet.....	46
Appendix N: Recommended Individual Packing List.....	48
Appendix O: Recommended Unit Gear List.....	49
Appendix P: Unit Campsite “All Clear” Checklist.....	50



2024 Presidents Trail Camporee, Quincy, MA

Chairman's Letter

Dear Unit Leader,

Welcome to the Presidents Trail Camporee! We are excited to welcome you and your Scouts to one of the most historically significant cities in the USA, and the place we call home, Quincy, Massachusetts. Congratulations to you and your Unit for making the commitment to make this event a part of your annual plan, and hopefully a part of your shared memories.

The members of the Quincy Friends of Scouting, Inc., in partnership with the City of Quincy and the Chamber of Commerce, have brought together over twenty years of experience of designing, managing, and attending camporees all over New England to bring your Scouts a truly once in a lifetime collection of memories. Our aims are to celebrate Scouting and the rich Revolutionary War and Presidential history enshrined in Quincy, to leave every attendee with memories of a lifetime, and to inspire your Scouts into a life of participatory citizenship.

The Presidents Trail Camporee would not be possible without the tireless efforts of dozens of dedicated volunteers from across the region. While it all started with a dream of mine, it took the support of the Mayor, the Chamber of Commerce, and the Department of Natural Resources to create the foundation upon which an army of volunteers could build an event to be proud of.

I truly hope that you feel the passion and commitment to Scouting from the dedicated staff throughout this event, as well as the desire of every staff member to make our collective experience together this weekend a special one.

I encourage you to work closely with your site Commissioner to design the ideal camporee for your Unit, and encourage your Scouts to pursue the Ambassador Award as a keepsake memory, and the beginnings of a servant leadership mindset for life.

Sincerely yours in Scouting,

Ray Theberge
Chairman
Presidents Trail Camporee &
Quincy Friends of Scouting, Inc.



2024 Presidents Trail Camporee, Quincy, MA

Event Overview:

The Presidents Trail Camporee is an exciting weekend-long event inviting Scouting Units, totalling over 1,000 Scouts and Scouting leaders from across New England. This urban campout offers a fresh experience at a new location, easily accessible and with stunning ocean views for all to enjoy. The camporee is organized and hosted by the Quincy Friends of Scouting.

Your campsite overlooks Quincy Bay, with the invigorating scent of the ocean breeze. Unlike traditional camping spots, you'll be on a well-maintained flat sports field, rather than a hillside or deep in the woods. Each unit will receive a personalized program plan, developed with input from your site Commissioner.

- Event Dates: October 12-14, 2024
- Location: Pageant Field - Merrymount Park, 1 Merrymount Parkway, Quincy, MA
- Event Cost: \$50 per participant (\$60 per participant if paid after Sep. 12)

The Camporee has three main (4hr program block) components, they are;

1. Hiking the Presidents Trail,
2. Conservation projects in public spaces,
3. Advancement opportunities (and optional touring)

Sprinkled all around these three main components are a collection of alternate and supporting activities aimed to inspire, celebrate, and create memories. Speak with your Commissioner or the Customer Service Staff for additional information, target audiences, scheduling, and transportation options.

Unit Preparations (Prior to the Event)

- Complete unit registration and pay Unit site fee online
- Speak with your Scouts and adult leaders to arrive at "best forecast" of total headcount
- Pay for total headcount online PRIOR to September 12th, 2024 (\$60 each after that date) Begin to develop your meal plan(s). Meal plans can be Unit-wide or by Patrol
- Nail down transportation plan (how many cars are driving to Quincy, how many are staying)
- Collect Health and Medical Record Part A & B from all participants.
- Print out online roster (BSA My.Scouting.org) for youth and adults.
- Select merit badges of interest for youth. (additions and changes can be made on site)
- Identify which adults are available to assist with teaching Scout skills or Merit Badges
- Identify which Scouts will be in the Brownsea program (Scout skills to rank up) (only 4 hrs)
- Establish a projected arrival time (between 9am-noon) (earlier gives you more time to set up)
- Complete an Interest survey for activities your unit is interested in participating if interested in touring options. This will be via phone call with a representative of the Customer service team.



2024 Presidents Trail Camporee, Quincy, MA

Guide to Safe Scouting (GSS):

All adults and youth attending the Presidents Trail Camporee must be registered with the Boy Scouts of America. Here are some key relevant points from The Guide to Safe Scouting.

“All adults staying overnight in connection with a Scouting activity must be currently registered with the unit they are camping with.”

Adult Supervision

[(Effective September 1, 2023) Two registered adult leaders 21 years of age or over are required at all Scouting activities, including all meetings. There must be a registered female adult leader 21 years of age or over in every unit serving females. A registered female adult leader 21 years of age or over must be present for any activity involving female youth or female adult program participants. Notwithstanding the minimum leader requirements, age and program-appropriate supervision must always be provided. All adults staying overnight in connection with a Scouting activity must be currently registered in an adult fee required position as listed or as an adult program participant. All adults must have up to date Youth Protection Training.

Traveling to the Presidents Trail Camporee

The event is located centrally in Quincy, Massachusetts. The Camporee is specifically located at Pageant Field, Merrymount Park, 1 Merrymount Parkway, Quincy MA 02170. All parking is free, and there will be a dedicated parking space at the event site for each Unit to park ONE equipment vehicle near the field (NOT in the campsite). No vehicles are allowed on the field. Units' passenger vehicles will be allowed to park for free all weekend at any one of the following locations, which are an easy walking distance away from Pageant Field:

- Vietnam Veterans Drive (from Pageant Field to Merrymount Parkway) (55 spaces)
- Merrymount Parkway (from Hancock St. to Furnace Brook Parkway) (155 spaces)
- Mitchell McCoy park lot (1 Merrymount Parkway) (35 Spaces)
- Merrymount Park lot @ fountains (1 Merrymount Parkways) (55 spaces)
- Central Middle School (859 Hancock St., Quincy, MA) (70 spaces) (0.5 mi away)
- Quincy High School (113 Russell Park, Quincy, MA) (215 spaces) (1.0 mi away)

[See appendix for parking locations map.](#)



2024 Presidents Trail Camporee, Quincy, MA

Arriving at the Presidents Trail Camporee

Unit Rally at High School lot:

Upon arrival in Quincy, on Saturday morning Oct. 12th between 9am-11am, each Unit's gear and passenger vehicles will rally at the rear parking lot of Quincy High School. The entrance into the parking lot is located at 113 Russell Park Quincy MA, 02169.

<https://maps.app.goo.gl/Mcn8ycjYjNbT4Q27>

Upon arrival in the lot, check in with the PTC lot attendant who will notify the Pageant Field entrance security (via radio) that you have arrived. While you are waiting for the green light to proceed, this is a good time to place your dashboard contact sheet ([see appendix](#)) on your dashboard so that if anything happens to your car or it needs to be moved, we will have your contact information readily available to call you directly. Leave it on your dashboard for the weekend.

When all your cars have arrived (we understand that there is always one straggler), notify the lot manager again and we will let you know when your entire Unit (collection of vehicles) are cleared by security to leave the High School lot and head to Pageant Field. Please have your "gear vehicle" (the one that is staying in the Pageant Field lot all weekend) arrive first in your caravan to the event site.

The requirement to rally and stage vehicles at the High School serves two purposes:

- Avoid backups of traffic from Vietnam Veterans Drive onto Merrymount Parkway
- Increase efficiency of gear drop off and gear vehicle parking, and passenger cars departure or parking

Drive-in/Vehicle Check-in:

Once released from Quincy High School Parking lot, all cars will proceed to the event site at 1 Merrymount Parkway, Quincy MA 02170, led by the gear vehicle followed by the passenger vehicles.

The gear vehicle will be greeted by the Traffic/Transportation team and assigned a site number (staff will write the number on the windshield with an erasable marker). This number is the gear vehicle's dedicated parking space number which will match your campsite number on the field. All gear vehicle spaces are numbered and reserved (one per Unit). The gear vehicle will then be escorted to its own dedicated "dropzone" location along the guardrail. The passenger cars will be directed to the passenger vehicle drop-off lane where Scouts will immediately exit their vehicle and assist with unloading the gear vehicle into your assigned gear corral.

The goal in this stage of arriving is to get the gear vehicle emptied and moved into its overnight parking space within TEN - FIFTEEN Minutes.



2024 Presidents Trail Camporee, Quincy, MA

The Scouts will assist with unloading the gear vehicle (and any other Unit or individual gear) over the guardrail into their assigned gear corral (labeled for your Unit). In case of inclement weather, pop-ups and tarps will be provided. Drivers should either stay in, or with their vehicles. Drivers should NOT leave the drop-off zone and walk into the campsite field, or anywhere else. You will have time to use the restroom AFTER you unload and move your car. The priority is to empty the vehicles and move them out.

Once your vehicles are unloaded and gear staged into the gear corral (Scouts are encouraged to have backpacks or duffel bags full of their own gear on their backs), the gear vehicle should proceed to its assigned space in the Pageant Field parking lot and passenger vehicles that are staying for the weekend should depart the Pageant Field lot and proceed on to one of the other lots or on-street parking spaces listed in the appendix maps ([see appendix for Parking options](#))

When the Primary Unit leader returns to the gear drop zone corral (after parking their vehicle), they will be met by their site Commissioner who will take them to their assigned campsite. Scouts should follow with as much gear as they can handle. Yard carts that are portable/collapsible are VERY handy in these situations ([see appendix for recommended model on Amazon](#))

The primary goal for each Unit at this time is to move their gear from their assigned drop zone corral into their assigned campsite for the weekend as quickly as possible so that your drop zone can be utilized by the next Unit waiting to arrive and unload. DO NOT be concerned with “checking in” at this point. AFTER your Unit has started to gather its own momentum with setting up the site (tents, pop ups, cooking areas, etc.), then the Unit leader in charge of the paperwork (and with the checkbook) will be directed by their site Commissioner to the large yellow CUSTOMER SERVICE tent to go through the check-in process.

Hike-in option:

Units may wish to take the Red Line MBTA to Quincy. The Camporee is 1 mile walking distance, halfway between the Wollaston and Quincy Center Red Line train stops. Units choosing to hike in will be greeted by the Traffic Control team and then their Commissioner at the Equipment Drop Zone and led to their site.

Day Pass option:

We are offering a “Day Pass” option that is intended for Arrow of Light rank Cub Scouts (5th grade) for Sunday ONLY from 8am-5pm. The cost is \$25 per Scout. Proper BSA approved adult supervision is the responsibility of the Pack. Our intent is that this option is for hosting Troops only. This Camporee is not intended as a Cub Scouting event, however a Troop hosting some AOLs visiting from their partnered Pack is a positive thing for everyone. We just can't open up the event to all AOLs in New England. The day pass is intended for 5th graders that are invited by the Troop to attend. Cub Scouts are NOT permitted to sleep overnight at the event. AOLs will be permitted to hike the



2024 Presidents Trail Camporee, Quincy, MA

Presidents Trail and earn the patch and medal for the trail (included in the Day Pass fee). AOLs must hike the trail with their parent or Unit leader(s) under the supervision of our Trail Guides to ensure everyone's safety. Trail Guides are available on a limited basis and will be assigned to a group of AOLs as time and availability permits.

Site Commissioner Welcome:

Units will be greeted at the Drop Zone by their Campsite Commissioner for the weekend. Campsite Commissioners will assist in showing Units to their site and then escorting them to the Customer Service tent (bright yellow) to go through the check-in process.

Unit leader "Check-In" process:

Upon arriving at the Customer Service tent, you should see lane(s) labeled for "Check-In". When it's your turn to be helped, you should provide the following;

- A manila envelope with a copy of each participant's [BSA Medical Record parts A&B](#)
- A copy of your Unit roster showing that everyone attending the event with your Unit is currently registered with the BSA and that their YPT training is current.
- Payment for any participants that you haven't already paid for (Cash, check, credit card, tap)

Then you will be provided with the following from the Customer Service Representative:

- A yellow manila envelope with:
 - Wristbands for each of your paid participants
 - Coupon tickets for a FREE event t-shirt for each participant that was paid before 9/12 (Each Scout/Scouter to redeem at Trading Post by Sat 10pm)
 - Fliers for Presidents Trail locations and touring options
 - Copies of the Presidents Trail (medal and patch) questions
 - Copy of the Presidents Trail Camporee Presidents' award (trophy) requirements
 - Copies of the Presidents Trail Camporee Ambassadors award requirements
 - Copies of the event schedule (please distribute to other adult and youth leaders)
 - Copies of the event site map (please distribute to other adult and youth leaders)
 - Copy of your assigned program blocks (trail hike, conservation project, advancement)

Unit leader "Check-Out" process:

At the end of the weekend, after the Closing Ceremony, and after a site inspection by the Commissioner, the Unit leader will receive an "all clear" pass from their Commissioner, They then may proceed to the Customer Service tent to "check-out" their Unit.



2024 Presidents Trail Camporee, Quincy, MA

At “check-out”, the Unit leader will be presented with;

- Their manila envelope back with their copies of their BSA Medical Forms
- Their Presidents Trail medals, patches, and Camporee patches matching the quantity of participants they paid for
- A customer satisfaction form to provide much-valued feedback

Uniforms:

Scouts, Venturers and Leaders attending the Presidents Trail Camporee are to wear their field uniform (Class “A”) while hiking the trail, to the religious services as well as Saturday and Sunday evening show and bonfire. Unit Leaders are reminded that October evenings can be cold and short pants may cause health and safety issues. Consider wearing thermal long sleeve undershirts and thermals under your pants as well. When participating in the day events, Scouts and Leaders should wear their unit's Activity Uniform if the unit has one. Red wool “jacshirts” are encouraged. This is a perfect event for them. Consider buying a PTC jacket patch to go on your jacket as well.

Weather:

The Scout motto is “Be Prepared”. When planning what to wear and bring, keep in mind that the event is happening in the middle of the autumn season and at the ocean shore. There is no such thing as bad weather – just unprepared Scouts. Be prepared for foul or cold weather. Bring wet weather gear (rain gear, ponchos, and waterproof boots). Activity stations will be run in wet or dry weather. Bring sufficient blankets or a good sleeping bag. Remember Plan B is Plan A with inclement weather gear. Should the weather turn seriously bad, we have an emergency evacuation plan in place. Consider bringing sidewalls for your pop-up canopy to act as a buffer for your Unit to retreat to should the rain get sideways. We also have the large steel pavilion to provide coverage as well.

Prohibited Items:

Guns, bows/arrows, fireworks, flares, axes, saws, aerosol spray cans, knives with blades over 4 inches, sheath knives, remote control drones. No alcoholic beverages, smoking tobacco/cannabis, illegal/illicit drugs or controlled substances not authorized by medical authorities. Possession of any of these items will be grounds for dismissal from the event and possibly prosecution by the various law enforcement agencies.



2024 Presidents Trail Camporee, Quincy, MA

Schedule:

Saturday

- 9:00am - Event opens to gear and passenger vehicles drop off.
- 9:00am - 12:00pm - Arrival - Receive Scouts, check-in, assign to sites, shuttle gear, set up tents and cooking areas and dining flies, build gateways. Meet neighbors
- 11:30am - 12:15pm Lunch in site or food trucks
- 12:30pm - 12:45pm Opening ceremony in amphitheater
(Procession of flags, Mayor's welcome)
- 1:00pm - 5:00pm - Program block #1 (Presidents Trail Hike, Service Proj., or Customizable Program)
- 5:00pm - 6:00pm - Supper (prep, serve, cleanup)
- 6:00pm - 7:00pm - Evening Open Program (Re-enactors, patch trading, field sports, etc.)
- 6:15pm - 6:45pm - Leaders meeting/event updates (Pavilion)
- 6:45pm - Units file into amphitheater
- 7:00pm - 8:30pm- Evening Show - Ruth Gordon Amphitheater,
Theme: Patriotism, Ceremonies, Fife & drum
- 9:00pm - 9:30pm - Unit leaders cracker barrel (@Pavilion)
- 10:00 pm - Lights out

Sunday

- 6:00am - Cooks up
- 6:30am - Unit reveille
- 6:30am - 7:00am Breakfast (serve, clean up)
- 7:00am - 8:00am Catholic & Interfaith services (specific religions by advance request)
- 8:00am - 12:00pm Program block #2 (Presidents Trail Hike, Service proj, Customizable Program)
- 12:00pm -1:00pm - Lunch (on the road, in camp, or food trucks)
- 1:00pm - 5:00pm Program Block #3 (Presidents Trail Hike, Service Proj., or Customizable Program)
- 5:00pm - 6:00pm - Supper (prep, serve, cleanup) other dessert options (food trucks)
- 6:00pm - 7:00pm - Evening Open Program (Re-enactors, patch trading, field sports, etc.)
- 6:15pm - 6:45pm - Leaders meeting/event updates (Pavilion)
- 7:00pm - 8:30pm - Evening Show: Bonfire on the berm overlooking beach with stage
- 9:00pm - 9:30pm - Unit leaders cracker barrel (@Pavilion)
- 10:00pm - Lights out

Monday

- 6:00am - reveille, breakfast, pack up, gear staged
- 7:00am - closing ceremony @ Amphitheater, Mayor presents Presidents trophy
- 7:30am - Unit leaders check-out (Customer Service Tent)
- 7:30am - Units begin staging gear in drop-zone corrals
- 8:00am - Unit transport vehicles allowed in for loading and pickup of passengers
- 8:00am - 10:00am - Units pack-up, check-out, load out, depart



2024 Presidents Trail Camporee, Quincy, MA

Management Team:

Position/Focus Area	Lead	Co-Lead
Chairman	Ray Theberge	Raymond Cheung
President	Mike Leach	Aidan Healy
Dev. & Merchandising	Alyse Baker-Boncaldo	Ben Boncaldo
Administration/Registrar	Diane Theberge	N/A
Marketing/PR/Comms	Jen Sammons	Leo He
Finance	Lisa Rose	Tommy Caulfield
Program	Kevin Gillespie	Marcus Pham
PT Trail Guides	Phil Zeng	Robert Mbrice
Merit Badge Midway	Erik Blankinship	t.b.d.
Rank Advancement	Tom Caulfield	Noa Taylor
Conservation Projects	Mike Casinelli	Forester Blankinship
Commissioner Services	Bill Doherty	Max Toomey
Physical arrangements	Chris Higgins	Matt Muldowney
Transportation/Traffic	Wayne Nims	N/A
Security Services	Ken Mui	Dan Perenick
Medical Services	Chris Gibbons	Dr. Dan Melville
Staff Culinary Services	Chris Gross	Ron Gauld

Program Offerings:

Program offerings are divided into THREE 4-hour program “blocks” over the weekend;

Block #1 = Saturday Afternoon block (1pm - 5pm)

Block #2 = Sunday Morning block (8am - noon)

Block #3 = Sunday Afternoon block (1pm - 5pm)

During each block:

⅓ of the Units will be hiking the Presidents Trail (Guided!) (mandatory)

⅓ of the Units will be doing a community service project (mandatory)

⅓ of the Units will be in Advancement sessions (MB’s, skills, or touring)

*Each Unit will be assigned to these program blocks ahead of time so that every Unit is able to participate in all three blocks without overwhelming the program areas or Trail.

In addition to the Program Blocks, the event offers evening entertainment including a bonfire on Sunday night. Opening and Closing Ceremonies, and an interfaith Service. There will also be vendor displays and activities, patch trading, re-enactors engaging with the participants, a Trading Post, and the opportunity for some local touring.



2024 Presidents Trail Camporee, Quincy, MA

Presidents Trail:

The Presidents Trail is a 5-mile round trip hike through downtown Quincy, Massachusetts. It tells the story of John Adams (2nd President of the United States) and John Quincy Adams (6th President of the United States). The trail takes you from their birthplaces to their final resting place. This walking tour permits visitors to discover more than 10 historical sites that pertain specifically to the two US Presidents (John Adams and John Quincy Adams) as well as John Hancock, who was born in Quincy and was the president of the 2nd Continental Congress. The trail is marked by stickers on the sidewalks and telephone poles as well as posters on the sides of the waste barrels along the sidewalk.

The hike takes between 3-4 hours to complete. Your Trail Guides will make every effort to keep you on schedule. Please cooperate with them by keeping a steady pace. You will not have a lot of time at each historical stop. The intent is for you to learn the most basic facts of the site and get a taste of the history it offers. You are encouraged to return at another time when you have more time to dive into the sites more deeply.

Each group hiking the trail will be led by a team of two Trail Guides. They will lead your group all along the trail keeping you on track and safe. They will be telling the stories of the presidents all along the way so that you understand how each of the ten sites related to the presidents. There will be multiple stops available for bio-breaks and snack breaks. Each stop should be no more than 5-10 minutes in length so please be aware of the time so that you get back to Pageant Field on time. As of the writing of this leader's guide, everyone wearing a class "A" uniform and hiking the Presidents Trail with one of our Trail Guides will be given a FREE donut at Dunkin as well as a FREE chocolate covered oreo cookie at Purefections Chocolate (Inside Hancock Appliance).

While on the trail you are not required to pay admission at any sites to earn the trail award. Registered youth and adult members of the BSA can qualify for the Presidents Trail Medal and Patch. Unit leaders should review the reflection questions with their youth upon returning to their campsite. (Include in the Append) While on the trail all hikers must wear as much of the official uniform as possible as well as your event wristband. Scouts on the trail should abide by the 12 points of the Scout Law.

Conservation Projects:

Units will work on an assigned conservation project during their 4hr community service program block. These projects are no more than four hours in length and will occur in one of the City of Quincy's many parks. Most projects will be walking distance from the Camporee site and others may require brief transportation. If your Unit needs assistance with transportation, please notify your Commissioner as soon as possible. All supplies, tools and equipment will be provided by the Parks Dept.



2024 Presidents Trail Camporee, Quincy, MA

List of intended projects:

- Planting 10,000 flower bulbs across 20 different parks
- Plant 125 trees across 10 different parks
- Additional Parks:
 - Trash Collection
 - Leaf raking
 - Mulch spreading
 - Mulch raking
 - Bush pruning
 - Weed pulling
 - Sweeping

Advancement Block:

Scout Skills/ Rank Advancement:

"Trail to Scout" (17 Steps!)	Identify ten plants
"Trail to Tenderfoot"	Identify ten animals
"Trail to Second Class"	Ten knot tying log competition
"Trail to First Class"	Pioneering useful camp gadget
Physical Fitness benchmarking	Raise and lower the flag,
5-mile hike along the beach or	ceremony
Presidents Trail	

Merit Badges.

- | | |
|---------------------------------|-------------------------------|
| 1. Art | 9. Nature |
| 2. Chess | 10. Photography |
| 3. Citizenship in the Community | 11. Soil & Water Conservation |
| 4. Citizenship in the Nation | 12. Space Exploration |
| 5. Crime Prevention | 13. Traffic Safety |
| 6. Fingerprinting | 14. Truck Transportation |
| 7. First Aid | 15. Weather |
| 8. Mammal Study | |

*All advancement and merit badges are offered at no additional charge



2024 Presidents Trail Camporee, Quincy, MA

Touring Options:

For units that may wish for an alternative activity to advancement we are offering assistance with some local touring. These activities include but are not limited to:

- Quincy Quarries Technical Climbing/rappelling (FREE) (4 hrs) (older Scouts, 5 head per unit plus one adult) (BSA guides and gear provided) **SPACE IS LIMITED SATURDAY ONLY**
- Norfolk County Sheriff's climbing center (FREE) (Requires ride to Braintree) **SUNDAY ONLY**
- Tour the USS Salem heavy cruiser (FREE) (1hr)
- Adams Field "100 Innings" Baseball game (FREE)
- Short hike to Sailors Pond Historical Cemetery and nature walk (FREE)
- Short hike to Caddy Park (FREE)
- Short hike to Wollaston Beach, Clam Shack, Tony's Clam Shack, ice cream shop

*if any of the above activities require additional costs, they will have to be paid for by the Unit

Presidents Trail Camporee Ambassadors Award:

The Presidents Trail Camporee "Ambassadors Award" is designed to recognize a Scout that exemplifies the spirit of Scouting and the Presidents Trail through their actions and participation in the event. Each Scout pursuing the award must collect signatures from the indicated leader certifying that the Scout has successfully completed each requirement. The award patch is a gold mylar version of the standard participants patch. There are only 250 of these patches available, so the patch will only be presented to the first 250 Scouts that submit their completed checklist to the staff at the Trading Post. [Requirements in the Appendix](#)

Ceremonies:

Opening Ceremony for the Camporee is at 12:30 pm on Saturday and will be at the Ruth Gordon Amphitheatre. Includes a welcome from the Mayor of Quincy, Thomas P. Koch.

Closing Ceremony is at 7:00 am on Monday Morning in the Ruth Gordon Amphitheatre. Includes departing remarks by the Mayor as well as presentation of the Presidents' Award Trophy. Attendance at the Closing Ceremony is required to be considered for the Presidents Trail trophy. <https://square.link/u/h6ct7onn>

Evening Open Program Offerings (6:00 pm - 6:45 pm):

Each evening there will be opportunities for patch trading, Gaga ball, Horseshoes, Bocce, Basketball, and Volleyball. There will be re-enactors visiting sites and interacting with Scout units, a pig roast on Sunday, patriotic ceremonies, Food Trucks (for alternatives to Patrol/Troop cooking) or after dinner treats. Rugby clinic with World Champion Freejacks team Saturday only (6-7pm).



2024 Presidents Trail Camporee, Quincy, MA

Daily Leaders Meetings:

Leaders meetings will be held at 6:15 pm each evening under the Pavillion. One adult leader and one youth leader are REQUIRED to attend. We will be sharing any changes to the plan, medical or security issues, as well as details regarding upcoming components of the event. We moved these meetings to an earlier time in the evening to make it easier for everyone to attend. The “cracker barrel” events later on at night are not a leaders meeting, but rather strictly for socialization and fellowship for adult leaders.

Evening Shows:

Both evening shows will run from 7:00pm-8:30pm. Units should prepare to begin to file in the show location at 6:45pm. Troop 2 Weymouth Drum Corps will parade through camp to audibly notify everyone and to lead the way to the show.

The Saturday evening show will take place in the Ruth Gordon Amphitheatre commencing at 7:00pm. Units should start arriving at 6:45pm and will be ushered in by the Commissioner Corps to ensure density and smooth flow. Saturday night's show will feature two fife and drum groups and one energetic patriotic singer (ex-Marine). Feel free to arrive at 6:45pm as the show will commence promptly at 7:00pm.

The Sunday evening show will take place at the north end of the field at 7:00 pm. The audience will sit/lounge on the grassy berm that slopes down from Pageant Field to the beach. Scouts and Scouters are encouraged to bring a blanket or pad to sit/lie down on. There is some limited space in front of the paved walkway for folding chairs (BYO). PLEASE keep the paved walkway clear of chairs or standing to allow for emergency and security staff to access the crowd should it be necessary without anyone having to move out of the way. Encourage your Scouts to sit close together to allow enough room for everyone to sit close to the stage and bonfire. Commissioners will be on hand to assist. A stage will be set up on the beach facing the berm with the ocean as the backdrop, and there will be a large bonfire to the left of the stage away from the boathouse.

Sunday night's show will be more like a typical Camp Wanocksett closing campfire, but with more patriotism and singing mixed in.

Cracker Barrels:

There will be a “cracker barrel” for Unit Leaders each evening for socializing from 9:00-9:30pm under the main Pavillion. Light snacks and refreshments will be provided. Lights out is 10:00 pm.

Interfaith/Religious Services

7:00 am Sunday. Interfaith Service on the north berm of Pageant Field overlooking Quincy Bay and the ocean. Lead by Branden Morris(20-30 minutes)

7:00 am Sunday. Catholic Mass in the Ruth Gordon Amphitheatre with Catholic Priest (Father Matt Williams). (45-60 minutes)



2024 Presidents Trail Camporee, Quincy, MA

Commissioner Services

Unit Advocate:

Your unit Commissioner is your primary Unit advocate. They are there to advise, inform, and advocate for your Unit. They will also be performing all your site inspections and ensuring that your site is safe for all participants. Your Commissioner will give you their mobile phone number so that should you have any question or need at any time and you can't find them fast enough, you can call them directly. Know that the Customer Service tent is also always there to assist you should you not be able to get in touch with your Commissioner. The Commissioners will be camping in the staff camp site, so they are onsite and quickly available to help you at all times. Please keep in mind that they will be eating during the exact same times as your Unit (per the schedule) so please keep that in mind when you are trying to reach them.

Presidents' Award Trophy:

The Presidents Trail Camporee "Presidents Award" is designed to recognize the singular Unit that has excelled above and beyond all others at the event in terms of their Campsite, Gateway, Scoutlike behavior, event engagement and exemplification of participative citizenship. This award is open to all Units that attend the event (BSA Troops, Crews, Ships, and GSUSA Troops). Scoring will be performed by the Commissioner Corps, after which they will caucus and make a recommendation on Sunday evening to the event President for which Unit should receive the award. Final selection is at the discretion of the Camporee President. The "Presidents Award" trophy will be presented to the winning Unit at the Closing Ceremony on Monday morning. [Requirements are in the Appendix.](#)



2024 Presidents Trail Camporee, Quincy, MA

Medical Services:

Medical Services at the Presidents Trail Camporee will be provided continuously (24 hours per day) by a well-staffed team of professionals and Scouters. The medical services tent is the large RED tent with the identifying banner (Medical Services) on it between the Customer Service tent and the bathroom building.

Coastal Medical Transport Services will be providing an ambulance and two-person medical bike team the entire weekend. They will be providing all the EMT and Paramedic staff to treat any issue that should arise either at Pageant Field while hiking the Presidents Trail or working on your conservation project or local touring.

In addition, Dan Melville, M.D. will be on the premises 24/7 including camping overnight in the staff campsite for the entire weekend.



Medical transport services will be provided by Coastal Medical Transportation out of their satellite office on Brook Road in Quincy, MA. They will provide a dedicated medical transport vehicle at Pageant Field throughout the event. This same vehicle is also available to respond to Camporee participants that require medical services while on the Presidents Trail.



The primary lead for medical services will be Mr. Chris Gibbons, who is a Shift Commander and Paramedic at Coastal Medical Transportation, as well as a firefighter for the Town of Arlington.

Mr. Gibbons has been a registered Scouter in multiple Units as well as the Council for over 20 years. He has also served on medical staff and emergency response management for multiple NOAC and National Jamboree events supporting thousands of Scouts at each event.



Our Medical Officer on Duty will be Dan Melville, M.D. Dr. Melville is a primary care physician focusing on Family Medicine for Beth Israel Deaconess medical system. He is also a part-time faculty member at Harvard Medical School.

Dr. Melville has been an Assistant Scoutmaster in Troop 3 Milton for the past 25 years.



2024 Presidents Trail Camporee, Quincy, MA

Security Services:

Security Services for the Presidents Trail Camporee will be overseen by our two talented and experienced Vice-Presidents of Security, Detective Ken Mui, and Sergeant Dan Perenick.



Mr. Mui is a long time member of the Cambridge Police Department, currently serving on the Family Social Justice Unit outreach team.

Mr. Mui earned his Criminal Justice degree from UMASS Boston, and served with the MBTA Police Force before transferring to the Cambridge PD.

Mr. Mui has been an Assistant Scoutmaster in Troop 42, Quincy for over a decade.



Retired Sgt. Dan Perenick served 32 years on the Winchester, MA police department. Mr. Perenick is the co-founder of A.C.T. for Safety which is an incident prevention and management consultancy as well as a security and first aid training resource.

Mr. Perenick has managed the security services for multiple large (5,000-8,000 persons) Scouting events (such as SOAR 2012 & 2016) which included coordinating services and coverage from multiple agencies at the local, county, and state levels.



Local support for the Presidents Trail Camporee will be provided by the Quincy Police Department in the form of uniformed police officers in squad cars, police bike patrols, and on-foot patrolmen. The Quincy Police Department is the most experienced law enforcement team at ensuring everyone's safety at Pageant Field. They are keenly aware of the threats and how to prevent them.



In addition to support from the local Police, the Norfolk County Sheriff, Patrick McDermott, will be providing his emergency command center vehicle, drone command vehicle and staff to support the event and vehicles throughout the weekend.



2024 Presidents Trail Camporee, Quincy, MA

Customer Service Support:

Throughout the event if you need any assistance please stop by the yellow tent for assistance from our Customer Service team. We can assist you with checking in, local touring, information, lost and found and anything else you may need assistance with.

All guests and day-pass participants will need to check in through the Customer Service Tent.

Transportation/Parking Service:

Parking:

Parking is free throughout the weekend. Each unit will be able to park 1 equipment vehicle at the Pageant Field parking lot. Passenger cars can park for free along local roads and parking lots within a quick walking distance from the event field. Quincy Police ask that our participants that are driving to the event and leaving their car within the area should leave their contact information on their dashboard ([See appendix](#)). We recommend you don't leave anything in plain sight that would tempt someone to want to gain entry into your car. Lock your doors and clear everything from sight.

Parking is available along the Southern Artery (Merrymount Parkway), at Central Middle School, and along Vietnam Veterans Drive. Please see the [Event Parking Map](#) in the Appendix H.

Transportation:

Throughout the event there are opportunities to go to locations beyond what is a reasonable walk. If your Unit does not have sufficient vehicular capacity to transport everyone in your Unit, please coordinate that situation with your Commissioner. We will have multiple vehicles (trolleys, shuttle van, and buses) to assist units that might need to get around town for one reason or another. Unit passenger vehicles will be parked less than .25 miles from the event and thus, Units will have access to their own vehicles to transport youth and leaders around town when needed.

Trading Post:

The trading post is located in the purple tent on the field behind the Pavillion. The operating hours are:

Saturday 9:45 am to 9:45 pm

Sunday 7:00 am to 9:45 pm

Monday Morning 6:30 am to 9:45 am



2024 Presidents Trail Camporee, Quincy, MA

Pre-Sales/Online store: <https://presidents-trail-camporee-online-ordering.square.site/>

***Purchase these items online and pickup pre-sale orders at the Trading Post at the event (no advance shipping)**

- PTC Participants T-shirt (white w/logo) (Cotton, limited sizes)
- PTC Participants Knit Cap (Limited qty, Mostly pre-order)
- PTC Participants Baseball Cap (Limited qty, Mostly pre-order)
- PTC Participants Neckerchief (light blue),(only 50 ct)
- PTC Belt buckle (round) (only 100 ct) OR (oval) (only 100 ct)
- PTC Multi-tool
- PTC Folding knife
- PTC Participants Jacket patch (6.5" chenille, 100 ct)
- Hoodies (Pre-Order only before 10/1/24)
- Fleece Jacket or Vest (with PTC logo, Limited qty, mostly pre-order)
- Vests - Puffy (Pre-Order only before 10/1/24)

Campsite Life / Facility Services:

Each Unit is encouraged to practice setting up your Unit campsite prior to the event. In addition, we recommend that you work on designing, and practice building, your gateway in advance.

Uniforms:

Wear your Class "A" uniform whenever away from the campsite (ie; hiking the Presidents Trail, touring, or doing service). It is imperative that the public SEE SCOUTING the entire time that your Unit is off the campsite. Visibly wearing your Class "A" (field uniform) is good for Scouting, and expresses our appreciation for all that the City has provided for us in support of this event to make it even possible and affordable. Class "B" uniforms or Scouting jackets are perfectly acceptable as the "uniform" while in your Unit campsite on Pageant Field.

Campsite:

Each Unit (or combination of Units) will be assigned their own numbered campsite ([see appendix](#) for sample campsite sizes and suggested layouts). When your Commissioner escorts you to your Unit campsite, you will find the boundaries delineated by wooden grade stakes and flagging tape. Please be CERTAIN to stay within the bounds of your site layout.

The field turf is in excellent condition and has no divots or rocks protruding through the surface. The field is level and on well draining soil. We do not anticipate any standing water or pooling. The City of Quincy just spent millions of dollars regrading and redesigning the field. The city Parks and Recreation Department (who is a sponsor of the Camporee) takes great pride in maintaining the field. So it is imperative that we treat it with the respect it deserves. There should be no digging of holes. Also, care should be taken to not penetrate the irrigation pipes with tent or guideline stakes.



2024 Presidents Trail Camporee, Quincy, MA

Gateway:

Each Unit is strongly encouraged to build a gateway for their campsite. The gateway should clearly identify their Unit number and town, and state. The gateway should also reflect something of the personality of the Unit or the theme of the event. All guidelines securing the gateway **MUST** be contained within the campsite and should not encroach into the public aiseways in between rows of campsites. The gateway should be tall enough so that all members of the Unit and any guests can safely walk underneath, but not be so tall that it becomes a “sail” and is likely to get blown over (and potentially hurt someone). Cast aluminum lawn flag pole sockets (Amazon) can be really handy when used with a 1-³/₈ dowel rod to provide rigidity. These flagpole lawn sockets are also handy for posting your Unit, Council, or U.S. flag(s) in your site. Gateways that utilize or display the WOSM flag and/or historical U.S. flags will earn extra credit.

Flags:

Units are encouraged (but not required) to bring their Unit flag and a stand as there will be a procession of Units as part of the Opening and Closing ceremonies. Unit flags should also be displayed in your campsite. U.S. Flags are **NOT** required as part of this event as they will be processed in by a color guard and also require a light to be on them all night which will be difficult at this event.

Water source(s):

There are two potable water sources in the campsite with unlimited fresh MWRA tested water (from the Quabbin reservoir). The first water source is to the left of the bathroom building. The other is immediately next to the large (150' tall) flag pole. Both water spigots will have multihead manifolds on them with garden hose sections to facilitate multiple Scouts filling up their water jugs at the same time with the jugs resting on the ground (crushed stone pits, no mud). **ADULTS** are also free to fill their mugs in the sinks in the bathroom building sinks (same water).

Restrooms/Portable Toilets:

The bathroom building (between the amphitheater and the security tent) has multiple stalls in separate mens and ladies bathrooms. These bathrooms are restricted to **ADULT USE ONLY**. They will be labeled as such. Please respect the labeling and help to keep the rooms tidy.

Youth are requested to use one of the **TWELVE** portable toilets located to the left and adjacent to the bathroom building. The last two port-o-johns will be handicap accessible and will also be reserved for female and handicap use **ONLY**. The remaining ten port-o-johns will be for male youth participants. The port-o-johns will be emptied at least once per day all weekend. The port-o-johns we have contracted for this event are brand new, designed in Italy (not your standard construction site model), clean (graffiti-free), and have solar panels on the roof with interior lighting for use at night.



2024 Presidents Trail Camporee, Quincy, MA

Unit leaders are asked to assist with keeping overall watch of use of the port-o-johns to avoid inappropriate behavior such as banging on the sides or tipping units especially with Scouts inside them. They don't have to be your Scouts to have permission to speak up to them and ask them what part of the Scout Law that behavior represents.

Trash/Waste services:

Units are asked to maintain their own waste management within their sites. Units are asked to bring their own trash bags (we recommend the Husky 3-Mil contractor grade from Home Depot). Dozens of metal barrels (55-gal drums) will be staged throughout Pageant Field. When your waste bag is full you can place it in one of the common barrels, or better yet, stage it behind the bathroom building and the city Park Department staff will be collecting them from there throughout the day. We ask that you "empty" your trash bag each night to not leave any accessible trash in your site overnight.

If you have a large item, such as a pop-up canopy, that needs to be disposed of, please speak with your site Commissioner and they will request a pickup of that item from your site and it will be disposed of properly.

Electricity:

We are unable to provide any electrical supply or outlets for charging of any personal devices (cellular phones, CPAP machines, etc.). All of your electrical power needs for the weekend will have to be met utilizing portable power packs or solar panels that you provide. The use of personal generators in camp is prohibited.

Dishwashing, Grey Water:

Each Unit is responsible for maintaining a clean and safe dining area in their sites. This includes cleaning the cooking and serving gear as well as the dishes used by each Scout to eat their meal. While utilizing disposable plates and utensils is an option, Scouts are thrifty and stewards of the planet, so we recommend utilizing the three-pot method for cleaning up after your meals. There is a helpful document in the appendix if you are unfamiliar with the three-pot method of cleaning up after a meal. You should bring a 5-gal plastic bucket with a lid for transporting grey water. Plan on producing no more than 5 gallons of gray water per meal. All gray water should be disposed of in one of the two 250-gallon gray water storage tanks located in front of the bathroom building.

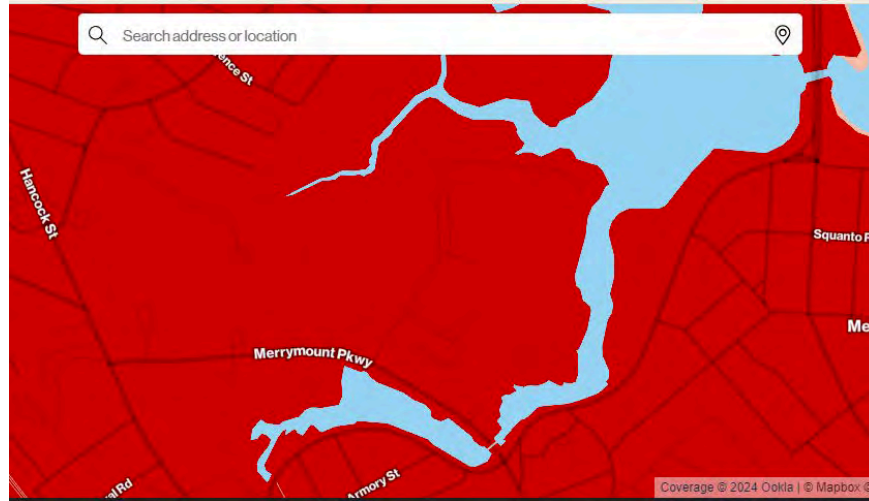
Cellular coverage / Wifi Access:

The entire Pageant Field site has a healthy level of cellular coverage, as well as open WIFI coverage via Xfinity public access. See the Verizon and Xfinity coverage maps below.

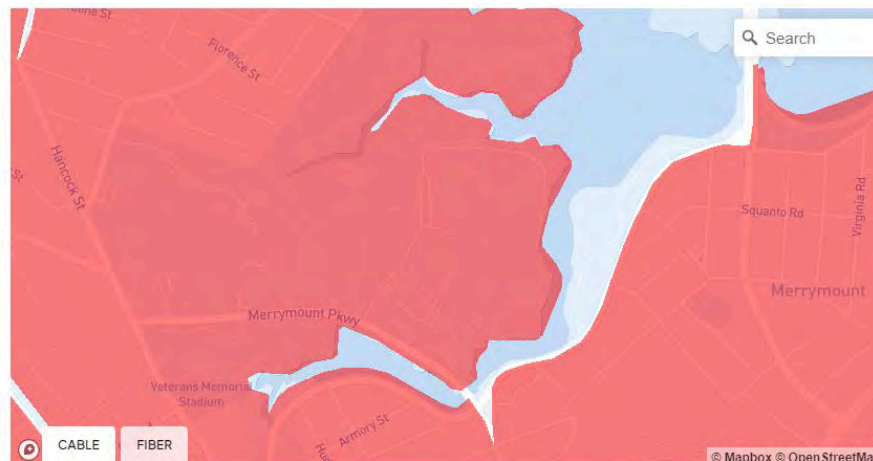


2024 Presidents Trail Camporee, Quincy, MA

Verizon Wireless cellular service coverage map



XFINITY Public WiFi Coverage map



Cooking:

Meal preparation, cooking, serving, and cleaning will typically be done by each Unit within their own assigned campsite (although you can eat from the Food Trucks or at a local establishment off site if time permits). Each Unit will need to bring their own folding tables, cooking stoves, fuel, cooking gear, and food storage containers. Safe food handling practices should be in the forefront of everyone's mind that is handling any food (raw or cooked). With so many people camping in one place, we all need to be extra safe.

Each Unit should develop a meal plan in advance of arriving at the event and have the necessary food and gear supplies to store and prepare each meal taking into consideration the time allowed, group size, weather, etc.



2024 Presidents Trail Camporee, Quincy, MA

The (6) meal times are as follows;

- Sat. 11:30pm to 12:15 pm (fairly quick lunch in site)
- Sat. 5:00pm-6:00pm (Supper in site or food trucks)
- Sun: 7:00am-8:00am (Breakfast in site)
- Sun: 12:00pm-1:00pm (lunch in site, food trucks, or on the road)
- Sun: 5:00pm-6:00pm (Supper in site or food trucks)
- Mon: 6:00am-7:00am (breakfast in site)

While Units are encouraged to be “neighborly” and share their culinary talents with their neighbors, we ask that everyone be conscious of the fact that members of their neighbors' Unit may have food allergies or intolerances that are not present in your own Unit. Be safe, and err on the side of caution.

Cooking Fires:

While outside burning/open flames are prohibited in Quincy, the use of a propane stove is permitted for preparing your meals outdoors. Naturally, fire safety is paramount when in a densely populated area such as our camporee and when surrounded by so many flammable materials. All propane stove connections will be inspected by a Commissioner utilizing a squirt bottle with a soap solution to inspect for leaks. Then your connection will be marked as inspected with flagging tape.

Lit stoves should NEVER be left unattended. Stoves will be inspected for any gas leaks and flagged as inspected by your Commissioner upon arrival and setup. You are responsible for bringing your own propane canisters. More fuel canisters can easily be purchased at local hardware stores. Ground fires are not permitted by the Quincy Fire Department (we have a detail and permit for the bonfire) and they would damage the grass on the ballfield.

Securing Food:

All food supplies (and leftovers) should be securely stored away each day to ensure they remain at safe temperatures and to avoid them becoming a temptation for wildlife. Please ensure that your food storage containers either have a locking mechanism, or you secure them inside someplace that is resistant to wildlife (your car, your trailer, a storage box, etc.)

Pop-ups/Dining flies:

Each Unit is encouraged to set up a pop-up tent or dining fly (with poles) to provide coverage from precipitation. Being so close to the ocean can also mean more wind than what you are accustomed to, so come prepared with serious landscaping/tent spikes, counterweights, and guidelines to secure your pop-up/dining fly. All guidelines should be installed in such a way as to avoid being a tripping or choking hazard. See Commissioner for suggestions. Your pop-up should be of a commercial grade steel to minimize the likelihood that a good strong wind or continuous rain overnight will leave you with a collapsed pop-up in the morning. We recommend the Eurmax Commercial Standard series pop-ups to give you the best strength for the dollar. [See appendix.](#)



2024 Presidents Trail Camporee, Quincy, MA

Food Trucks:

The food trucks are being provided as a supplement to your meal plan from home. The number of food trucks it would take to supply a group our size would be overwhelming. The intent of the food trucks was to add an additional dimension to the event and to provide a resource for Unit leaders to create memories by making the event “special”. Some examples of how/when to utilize the food trucks are; to reward a patrol that has gone above and beyond, say thanks to an ASM by buying them a coffee and croissant, buying ice cream for your SPL for being a great leader, or a Scout who is homesick and needs a pick me up.

The current food truck schedule is;

Sat. 11am-2pm “The Lunch Box”

Sat. 4pm-7pm “Across The Border”, “Mom on the Go”, “Artisan Pig”, “Ginger Betty’s”

Sat. 6pm-9pm “Smiles By The Miles” (ice cream)

Sun. 6am-9am “Montilio’s” (coffee and pastry)

Sun. 11am-2pm “The Lunch Box”

Sun. 4pm-7pm “Across The Border”, “Ginger Betty’s” “Lou’s Bah Bah Q”

Sun. 6pm-9pm “Smiles By The Miles” (ice cream)

*All food trucks are subject to change

Safety Guidelines (Fire, EEE, Public Access)

Fire Control:

Each unit is to appoint a Fire Warden. Each cooking area must have a dry chemical fire extinguisher next to it. A Class BC (Dry Chemical) Fire Extinguisher is recommended.

A Class A,B and C Extinguisher would put out Flammable Solids(Class A) as well as Class B and C fires and would also be suitable.

Units should use a Fire Guard Plan. In case of fire in the unit area, immediately take down all tents.

NO OPEN FIRES, such as ground campfires, candles, torches, and any open flames are allowed. NO HALF BARRELS! NO FIREWORKS!

No open fires will be permitted in the camping area and the only authorized cooking fuels will be propane and liquid fuel stoves. Charcoal is permitted for dutch oven cooking, but only if you use a charcoal briquette chimney to light them (out from under your popup) and on a steel dutch oven table. See below;



2024 Presidents Trail Camporee, Quincy, MA



Extreme caution should be taken when disposing of the used charcoal ash. We recommend pouring your cooled off ash into your grey water bucket and adding some water to ensure that all hot embers are extinguished. Then you can pour the mixture into a heavy duty trash bag. Be very careful NOT to spill any ashes onto the turf.

Triple E - Eastern Equine Encephalitis (EEE)

Recommendations from the State of Massachusetts Health Department:

Avoid Mosquito Bites

Apply Insect Repellent when Outdoors. Use a repellent with an EPA-registered ingredient, such as DEET (N,N-diethyl-m-toluamide), permethrin, picaridin (KBR 3023), or oil of lemon eucalyptus (p-menthane-3,8-diol (PMD) or IR3535) according to the instructions on the product label. DEET products should not be used on infants under two months of age and should be used in concentrations of 30 percent or less on older children. Oil of lemon eucalyptus should not be used on children under three years of age.

Be Aware of Peak Mosquito Hours. The hours from dusk to dawn are peak biting times for many mosquitoes. Consider rescheduling outdoor activities that occur during evening or early morning in areas of high risk.

Clothing can help reduce mosquito bites. Wearing long sleeves, long pants and socks when outdoors will help keep mosquitoes away from your skin.

Mosquitoes lay their eggs in standing freshwater. Blacks creek which surrounds our event campsite is a salt marsh as it connects Furnace Brook and Quincy Bay. Blacks Creek is also tidal which makes it undesirable for mosquito larvae.



2024 Presidents Trail Camporee, Quincy, MA

Mosquitoes and their larvae are not able to survive in below freezing temperatures. After the first frost of the Fall season, the risk for mosquito bites is eliminated. We anticipate the first frost of the Fall season to occur just prior to the Camporee, but in case it doesn't, we encourage all participants to take caution and utilize the suggestions listed above. See EEE flier in Appendix.

Public Access:

While the Quincy Friends of Scouting has a permit for the entire weekend for Pageant Field, the surrounding areas (specifically the perimeter walkway and beach parking lot) are technically still open to the public. The Quincy Police Department as well as the Norfolk County Sheriff have reassured us that they will be providing enough coverage and the area will be very busy with hundreds of people that it will discourage the public from getting even close to our site. Law enforcement will be redirecting any member of the public that attempts to cross through our field. They will also be reminding any persistent dog walkers that keeping your dog on a leash and picking up after them is mandatory in Quincy.

You can do your part to help Law Enforcement to keep our camporee safe by;

- Always visibly wearing your Class "A" Field Uniform and/or your red wool jac-shirt or white participants t-shirt. (All staff will be visibly displaying their white neckerchiefs at all times that they are on the field). These visual cues help law enforcement to quickly and visually know if someone is a part of the event or a member of the public passing through without even having to ask them for ID, etc.
- If you invite guests to come visit you at the event, please be certain to register them through the Customer Service tent (yellow) and then the Security tent (Blue).
- Keep your tents zipped closed at all times
- Be clear and firm and remind your Scouts that the "buddy system" always applies, and that they should NEVER leave Pageant Field without your specific permission and knowledge, a "buddy", and hopefully an adult escort or two as well



2024 Presidents Trail Camporee, Quincy, MA

APPENDIX:

Appendix A: The Presidents Trail

Historic Landmarks on
THE
PRESIDENTS TRAIL

PresidentsTrail.com

QUINCY
City of Commerce

ADAMS NATIONAL HISTORICAL PARK

Quincy Historical Society

Graphic Design & Illustrations by Paula Pecevic, Quincy Chamber of Commerce
Northeastern University Advised by Experience Design Graduate Program at Northeastern University

The North Section

The North Section is a short loop that takes you through parks, open fields and the homes of multiple generations of the Quincy, Adams and Hancock families. Here you can explore the gardens or have a picnic at Peacefield, peruse the Quincy Historical Museum at the Adams Academy, or see what it was like to live in Quincy in the 18th, 19th and 20th centuries.

Difficulty: **EASY** 17 mins | 0.9 miles

The Downtown Section

Lively and vibrant, this area offers the most amenities and activities and allows you to experience a blend of historic and modern Quincy. Here you can find a variety of local shops, restaurants and galleries amongst tree-lined streets and four historical landmarks. This area is easy to meander through at any time, day or night, as downtown is well illuminated.

Difficulty: **EASIEST** 14 mins | 0.7 miles

The South Section

The South Section presents Quincy's diversity and culminates in an exceptional view of the city. In the first half, you can find local shops, markets and many international cuisine options. In the second half, after the Adams' Birthplaces, you can experience Quincy's classic New England residential architecture. While most of the trail is flat, there is a gradual 135 ft climb up to the Abigail Adams Cairn. Walkers should take note that towards the end the sidewalks are narrower and bumpier.

Difficulty: **MODERATE** 24 mins | 1.1 miles



2024 Presidents Trail Camporee, Quincy, MA

Appendix B: 2024 Presidents Trail Award Requirements

The Presidents Trail Award (patch and medal) is designed to recognize a Scout (or Scouter) that has experienced the entire 5-mile trail, visiting all ten sites, and learning something from each site. Answer the following questions, either by yourself or as a group with your fellow hikers;

1. What or who is the City of Quincy named after?
2. Who was Dorothy Quincy married to?
3. What date did President John Adams die?
4. Why did "Peace Field" get that name?
5. When was Old Town Hall built?
6. What material are the walls of Old Town Hall made of?
7. What year did Quincy separate from Braintree and become its own town?
8. What year did Quincy become a City?
9. What is the name of the place where Abigail Adams watched the burning of Charlestown and the bombardment of Breeds Hill?
10. Where did President John Adams write the first draft of the Constitution of the Commonwealth of Massachusetts?
11. Where are Presidents John Adams and John Quincy Adams currently interred?
12. Where were they originally buried?
13. What species of tree is the "Liberty Tree" in Quincy?
14. What is the name of the private boys high school that was built on the land that the Adams family donated and also was the original birthplace of John Hancock?
15. Who was the President of the Second Continental Congress which ratified the Declaration of Independence on July 4, 1776?



2024 Presidents Trail Camporee, Quincy, MA

Appendix C: Ambassadors Award Requirements

Introduction:

The Presidents Trail Camporee “Ambassadors Award” is designed to recognize a Scout that exemplifies the spirit of Scouting and the Presidents Trail through their actions and participation in the event. Each Scout pursuing the award must collect signatures from the indicated leader certifying that the Scout has successfully completed the requirement. Do 9 of the following requirements

1. Hike the Presidents Trail (Trail Guide) _____
2. Perform 4 hrs of service. (Conservation Guide or Unit Leader) _____
3. Attend the Opening Ceremony. (Unit Leader) _____
4. Attend the Interfaith Service. (Spiritual or Unit Leader) _____
5. Interact with one of the Militia Groups (Militia Member) _____
6. Meet 3 Scouts from another unit: 1 _____ 2 _____ 3. _____
7. Participate in the Advancement Touring Block (Instructor) _____
8. Have your Commissioner approve of your tent setup. (Commissioner) _____
9. Share a Selfie with another Scout of you having fun at PTC. (Unit leader) _____
10. What is Quincy’s Nickname? _____
11. Redeem your completed PTC Ambassadors Award requirements form at the event Trading Post for your FREE Gold Mylar “Limited Edition” award patch (only available while supplies last)





2024 Presidents Trail Camporee, Quincy, MA

Appendix D: Camporee “PRESIDENTS” Award Trophy (One Unit)



Presidents’ Award Requirements Introduction:

The Presidents Trail Camporee “Presidents’ Award” is designed to recognize the singular Unit that has excelled above and beyond all others at the event in terms of their Scoutlike behavior, event engagement and exemplification of participative citizenship. This award is open to all Units that attend the event (BSA Troops, Crews, Ships, and GSUSA Troops). Scoring will be performed by the Commissioner Corps, after which they will caucus and make a recommendation on Sunday evening to the event President for which Unit should receive the award. Final selection is at the discretion of the Camporee President. The “Presidents’ Award” trophy will be presented to the winning Unit at the Closing Ceremony on Monday morning.

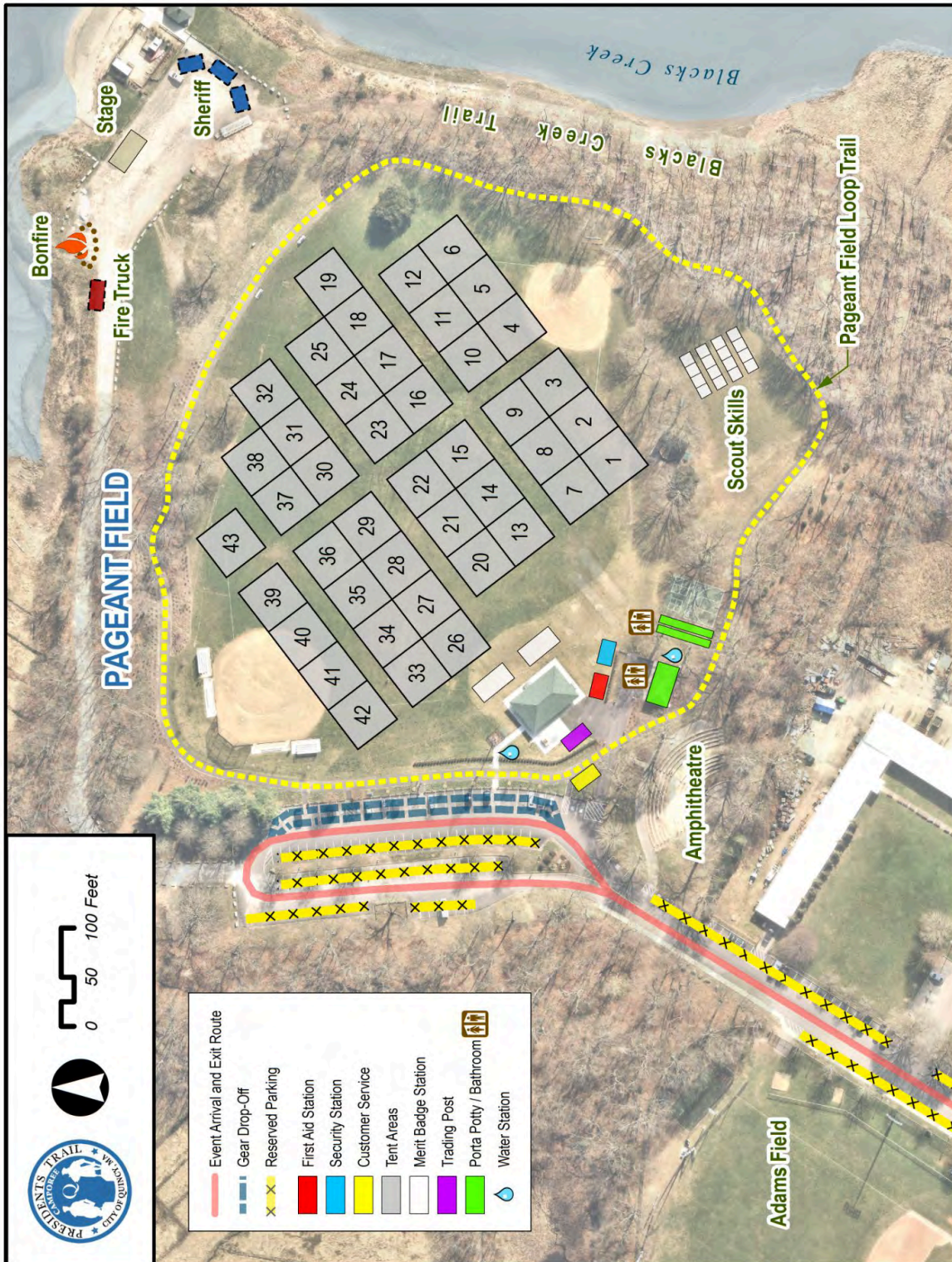
Requirements:

Site Inspection (Day 1) (1-10)	_____
<ul style="list-style-type: none"> ● Site Cleanliness ● Site Orderliness ● Site Safety ● Duty Roster, Schedule, meal plan posted 	
Site Inspection (Day 2) (1-10)	_____
Site Gateway (1-10)	_____
Unit Participation (1-10)	_____
Unit Cooperation (1-10)	_____
Scout Spirit	_____
TOTAL SCORE	_____



2024 Presidents Trail Camporee, Quincy, MA

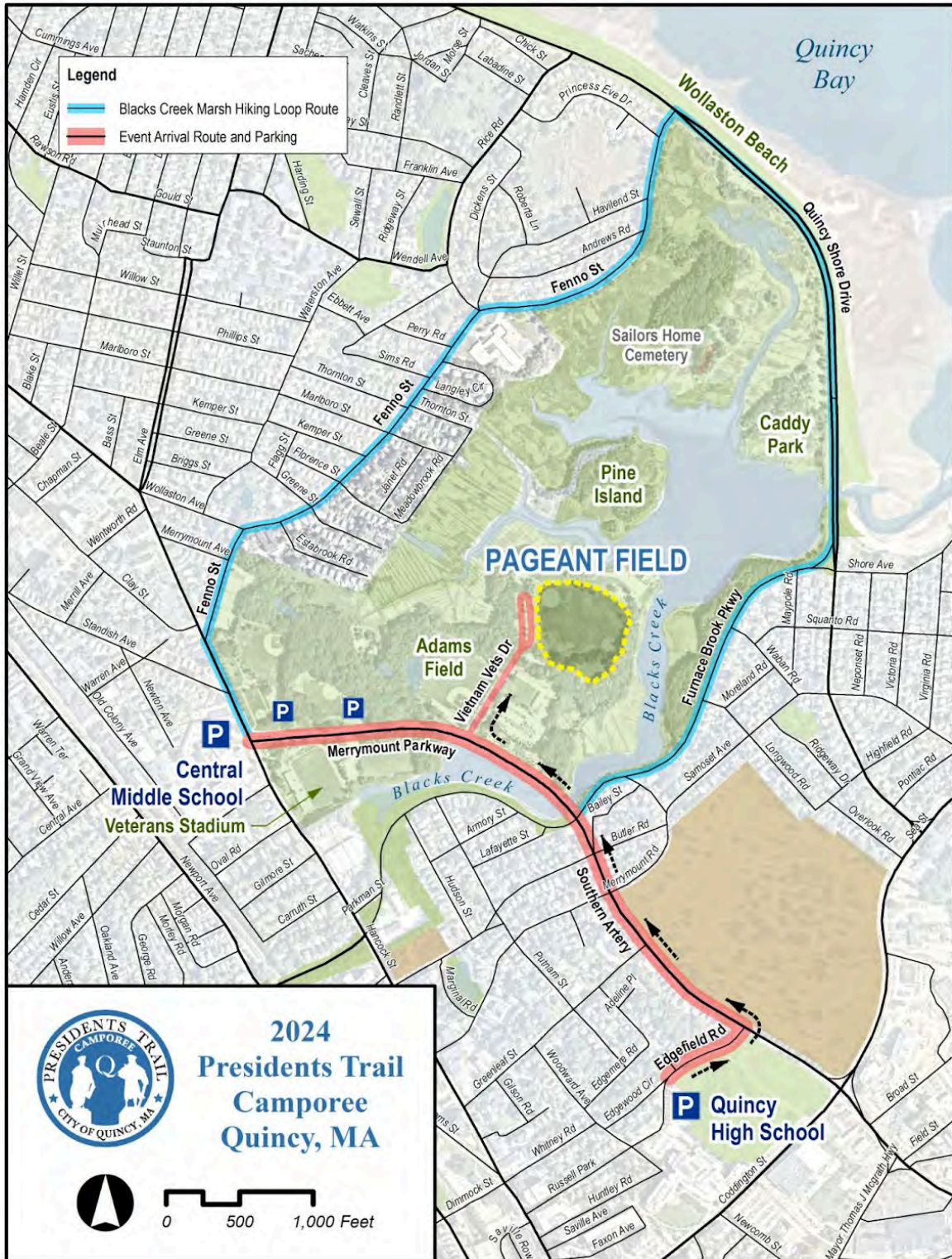
Appendix E: Camporee Field Layout





2024 Presidents Trail Camporee, Quincy, MA

Appendix F: Event Parking Plan and Event Area Overview





2024 Presidents Trail Camporee, Quincy, MA

Appendix G: Camporee Participants Patch And Trail Medal





2024 Presidents Trail Camporee, Quincy, MA

Appendix H: MERCHANDISING Products:

<https://presidents-trail-camporee-online-ordering.square.site/>





2024 Presidents Trail Camporee, Quincy, MA



actual size to be 2.75"



actual size to be 3.25"x2.25"



2024 Presidents Trail Camporee, Quincy, MA

Participants T-Shirt



- **Unit leaders will be given coupons/tickets during check-in for every participant from their Unit that was paid in full prior to Sept. 12. These tickets should be handed out by the Unit leader to every person in the Unit that was paid in full prior to the deadline. Then each person with a ticket should go to the Trading Post and redeem the ticket for a FREE participants t-shirt. We ask that everyone with a ticket redeem it ASAP (prior to close of the Trading Post on Saturday night) to increase the likelihood that the Trading Post will have the desired shirt size for each Scout.**



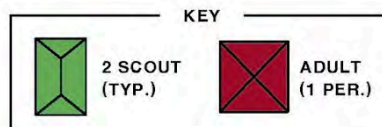
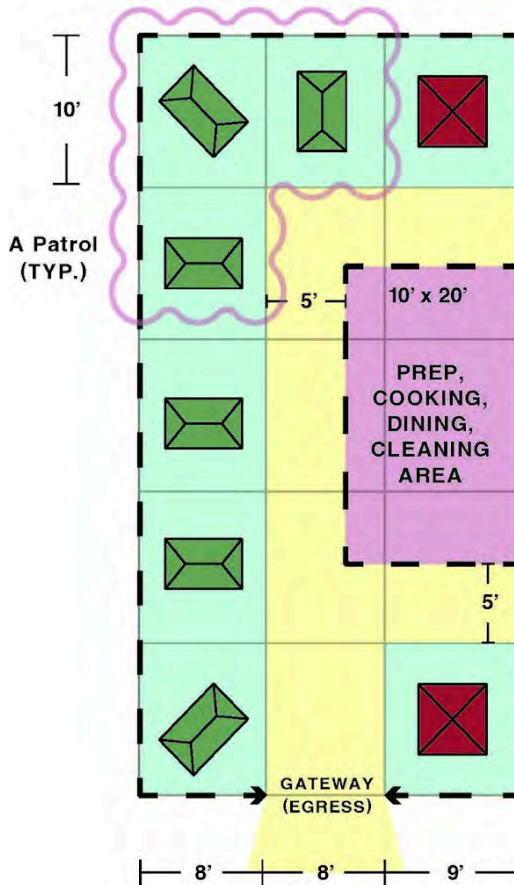
2024 Presidents Trail Camporee, Quincy, MA

Appendix I: Campsite Setup:

Typical Site "A"

25' x 50'

14 HEADCOUNT TYP.



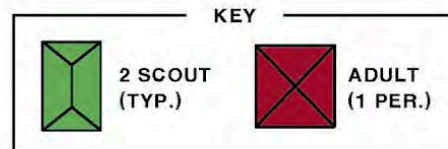
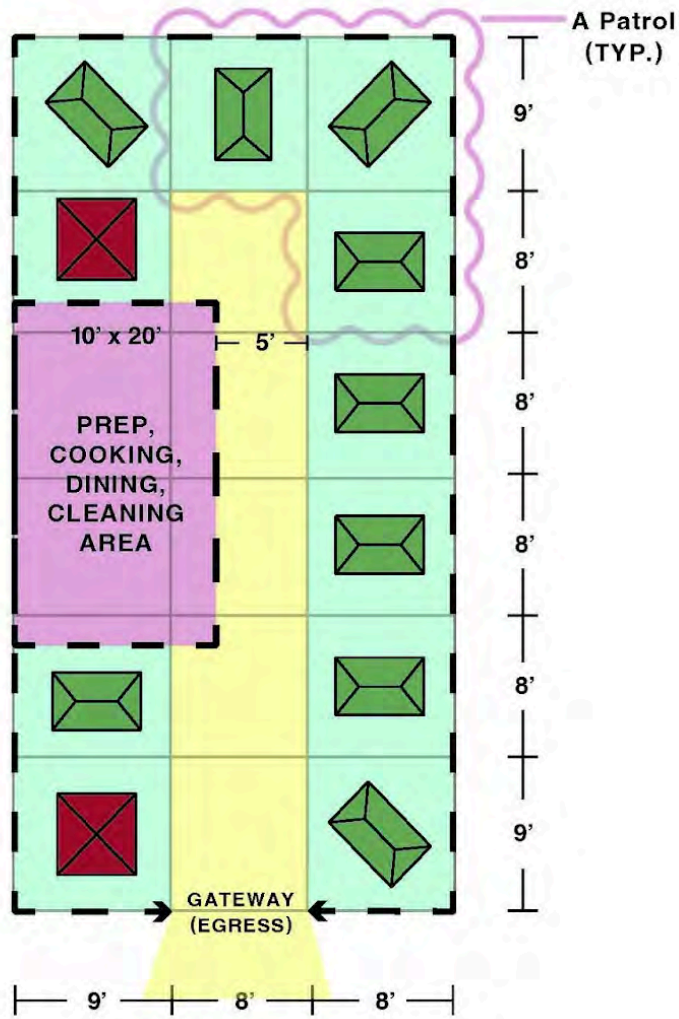


2024 Presidents Trail Camporee, Quincy, MA

Typical Site "B"

25' x 50'

20 HEADCOUNT TYP.



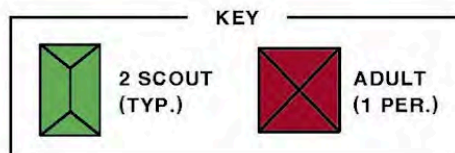
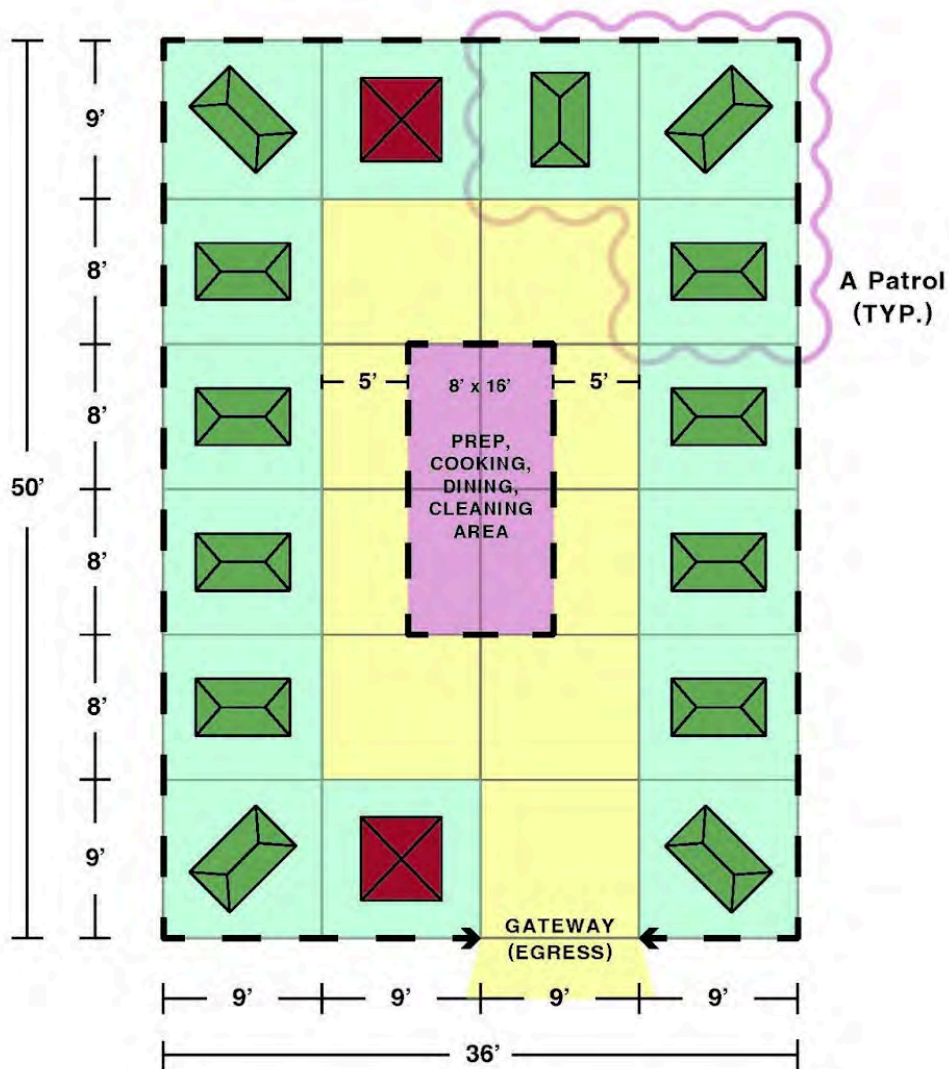


2024 Presidents Trail Camporee, Quincy, MA

Typical Site "C"

36' x 50'

28 HEADCOUNT TYP.



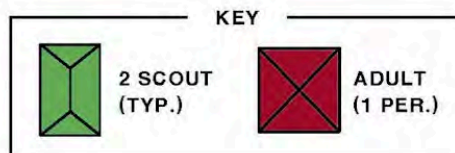
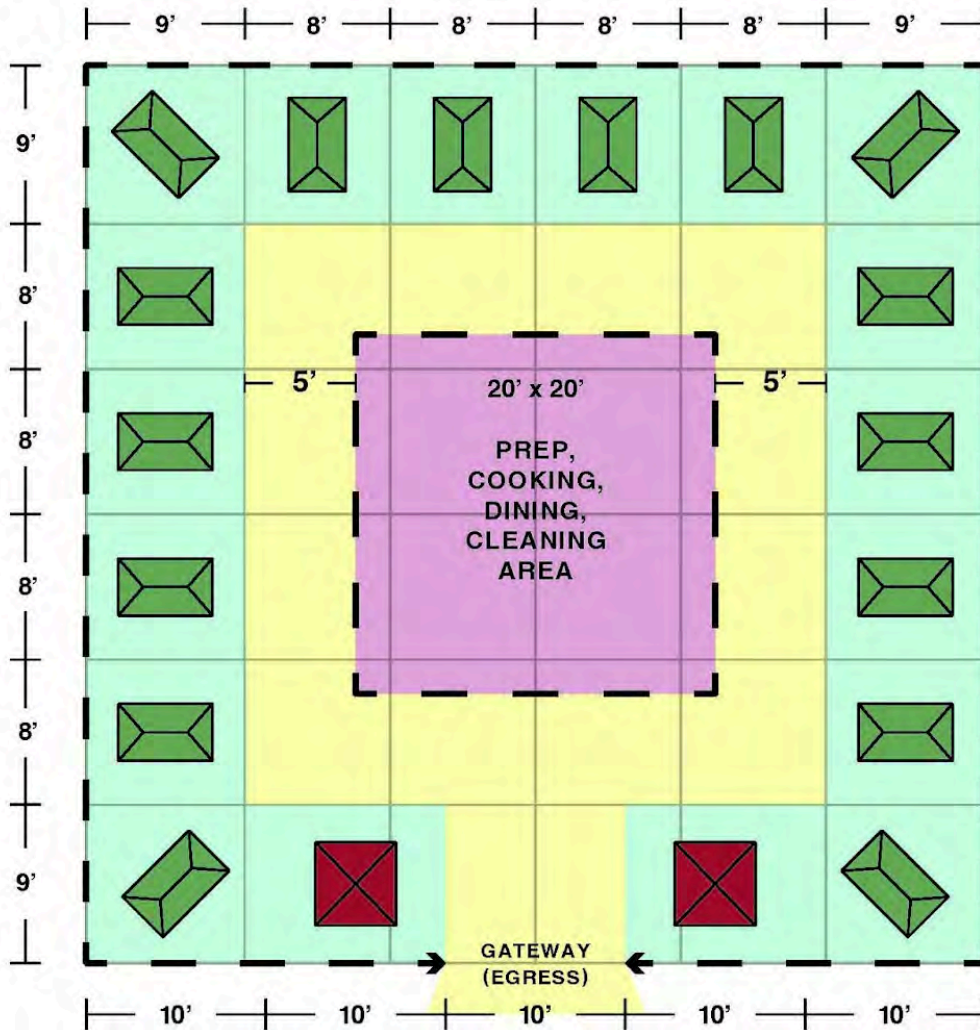


2024 Presidents Trail Camporee, Quincy, MA

Typical Site "D"

50' x 50'

34 HEADCOUNT TYP.





2024 Presidents Trail Camporee, Quincy, MA

Appendix J: The three-pot method: This is how to wash dishes at a campsite



Wash, rinse, sanitize.

With the three-step dishwashing system, you can finish camp dishes in no time. That means you're back to having fun faster.

Here's how to wash dishes at a campsite, courtesy of the Boy Scout Handbook (page 308).

What you'll need

- A dishwashing spot that's at least 200 feet from any sources of water
- Hot water (Pro tip: start heating your wash water before you sit down to eat) Three plastic tubs
- Biodegradable dish soap
- A dish brush/scrubber or two
- Hot tongs for dipping plates and spoons into the hot rinse Bleach or sanitizing tablets
- Ground cloth, towel, mesh bag or lightweight hammock for air-drying

Before you begin

Get your dishes as clean as you can before placing them into the wash pot. That way you won't overwhelm Pot 1 with food particles.

Note: This may involve scraping and literally licking your plate clean. At Scout camp, this is perfectly acceptable behavior.



2024 Presidents Trail Camporee, Quincy, MA

Here's a look at the Boy Scout Handbook guidance on the subject:

Pot 1: Wash pot

Add a few drops of biodegradable soap to hot water. Your instinct will be to use more soap than you actually need, so use sparingly.

Pot 2: Hot-rinse pot

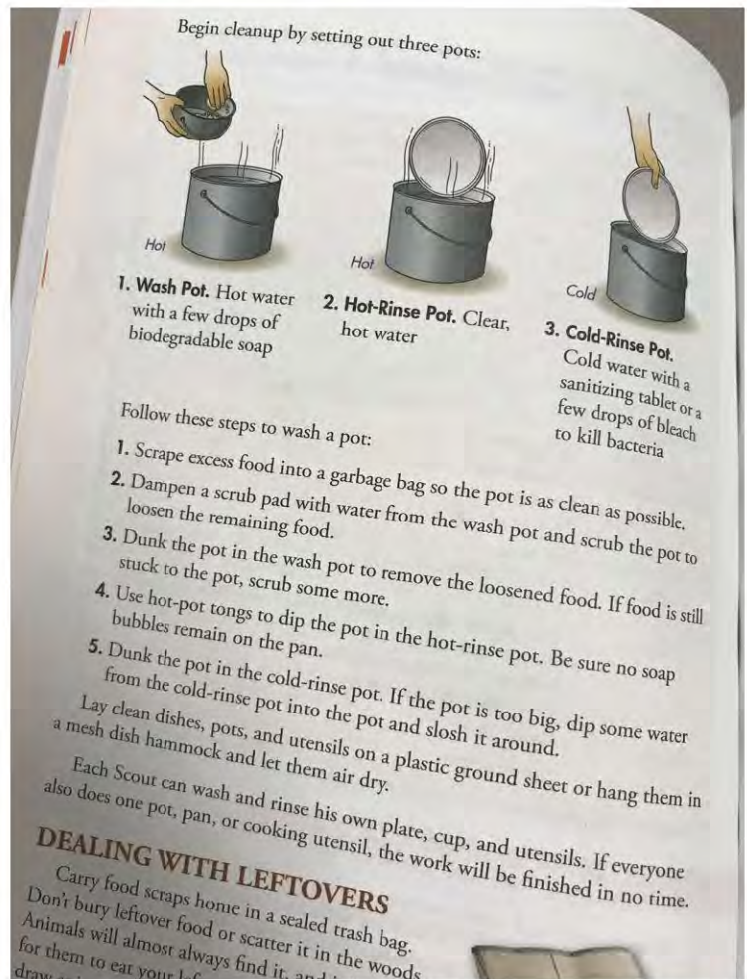
Fill the pot with clear, hot water.

Pot 3: Cold-rinse pot

Place a few drops of bleach or a sanitizing tablet (like Steramine) into cold water.

After you're done

1. Hang or place utensils and dishes to dry
2. Dispose of soapy wash water 200 feet from any water sources. Filter out food particles, and put those in a plastic bag to throw away. Then spread the water over a wide area.



Minimizing dishwashing time starts with menu planning. Meals that use one pot and few food-prep utensils will leave less mess afterward. Scouts should use as few dishes and utensils as possible. One bowl, one mug and one spork will be all you'll need for most meals.



2024 Presidents Trail Camporee, Quincy, MA

Appendix K: Triple E



Eastern equine encephalitis (EEE) is a rare but serious disease caused by a virus that is spread through the bite of an infected mosquito. Here's how to protect yourself and your family.



APPLY INSECT REPELLENT WHEN OUTDOORS

Use a repellent with an EPA-registered ingredient (DEET, permethrin, picaridin, oil of lemon eucalyptus) according to the instructions on the product label.



AVOID PEAK MOSQUITO HOURS

The hours from dusk to dawn are peak biting times for many mosquitoes. Consider rescheduling outdoor activities.

WEAR LONG-SLEEVES, LONG PANTS AND SOCKS WHEN OUTDOORS



MOSQUITO-PROOF YOUR HOME

Drain standing water and install or repair screens on windows.



Department of Public Health
801 Washington Street, Boston, MA 02111
www.mass.gov/dph



2024 Presidents Trail Camporee, Quincy, MA

Appendix L: Recommend Gear Recommendations

Presidents Trail Camporee (Gear Recommendations) Private Send list to others More

[+ Invite](#)

Filter & Sort

Eurmax USA Standard 10x10ft Patio Pop Up Canopy Tent for Outdoor Events Commercial Instant Canopies with Heavy Duty Roller Bag,Bonus 4 Canopy Sand Bags (Black)
 by Eurmax (Lawn & Patio)
 ★★★★★ 1,653
 \$188.83 **prime** FREE One-Day
 Size : 10x10 | Color : black

Item added September 2, 2024

[Add to Cart](#)

[Move](#) [Share](#) [Delete](#)

[Add comment, quantity & priority](#)

Collapsible Foldable Wagon Cart, Heavy Duty Folding Wagon with 330lbs Weight Capacity, Beach Wagon with All-Terrain Wheels Utility Garden Cart for Camping, Sports, Beach and Shopping, Black
 by SYOCYO (Kitchen)
 ★★★★★ 133
 \$109.99 **prime** FREE delivery for Prime members
 Color : Black

Item added September 2, 2024

[Add to Cart](#)

[Move](#) [Share](#) [Delete](#)

[Add comment, quantity & priority](#)

Best Seller

Eurmax USA Galvanized Non-Rust Camping Family Tent Pop Up Tent Stakes Canopy Anchors Heavy Duty 10pc-Pack, with 4x10ft Ropes & 1 Orange Stopper
 by Eurmax (Lawn & Patio)
 ★★★★★ 11,809
 \$15.86 **prime**
 Color : Orange

Item added September 2, 2024

[Add to Cart](#)

[Move](#) [Share](#) [Delete](#)

[Add comment, quantity & priority](#)



2024 Presidents Trail Camporee, Quincy, MA

Appendix M: Dashboard Contact Sheet

Dashboard Contact Sheet: Please fill out and leave on your dashboard throughout the weekend at the camporee:

Unit Number:

Unit Town:

Driver Last Name:

Driver Cell Number:



2024 Presidents Trail Camporee, Quincy, MA

Appendix N: Recommended Individual Packing List

Presidents Trail Camporee personal packing list

Note: use a backpack, duffle bag or hockey bag, not luggage

Pack everything in bag or pack except for sleeping bag and tent

Clothes (wear one set, pack the rest)

- Class "A" uniform shirt (neckerchief, slide, and BSA hat are optional)
- 2 pairs of pants (Scout uniform pants if you have them)
- Belt
- 3 pairs of underwear
- 4 pairs of socks (wool or poly)
- 1 pair Long johns (long thermal underwear pants) (poly preferred)
- 3 undershirts (poly is preferred – unit Class B)
- 2 over shirts (button down or pull over shirts, flannel, fleece, polypro preferred)
- Wool or fleece sweater (can be used as pillow as well)
- Watch
- Nylon shell jacket/windbreaker for layering in the evening
- Gloves
- Knit cap (wool or fleece)
- Sturdy hiking Boots or shoes
- Extra footwear in case your boots get soaked
- Raingear (Raincoat and Rain Pants (optional))

Toiletries (in a Ziplock bag in duffle bag)

- Toothpaste
- Toothbrush (in container)
- Comb/brush
- Deodorant (if applicable)

Personal gear

- Tent (if sharing with others)
- Sleeping bag (pad and pillow optional) (NO bed pillows)
- Ground Pad (optional, for putting under sleeping bag to soften ground)
- Personal Mess Kit (with mesh bag for cleaning)
- Folding chair (optional)

In a daypack: (to be used for while on the Presidents Trail)

- Personal first aid kit
- Water bottle
- Hand sanitizer
- Snacks
- Flashlight and/or headlamp
- Compass (optional)
- Notepad and pen or pencil
- Medications



2024 Presidents Trail Camporee, Quincy, MA

Appendix O: Recommended Unit Gear List

- Pop up(s)/Dining Fly with poles
- Guide Ropes
- Group First Aid Kit
- Folding Tables
- "Bag" Chairs
- Camp Kitchen Gear Storage Box
- Propane Stove(s)
- Propane
- 3 Pot Method Cleaning Supplies (Soap, Bleach, Pans/Pots)
- Gateway supplies
- Unit Flag
- Supplies for posting (schedule, fire chart, chore chart & meal plan)
- Food Storage
- Lanterns and or fairy lights for ambient lighting
- Tarp(s) optional
- Rubber mallet



2024 Presidents Trail Camporee, Quincy, MA

Appendix P: Unit Campsite “All Clear” Checklist

Unit Campsite “All Clear” Checklist

Each Scouting Unit must get this Campsite “All Clear” sign-out sheet completed and signed off prior to proceeding to the Customer Service tent for checking-out from the event. This completed form is required to receive your medical forms, medals, and patches, etc. for Unit departure from the site.

Unit# & Town: _____

Unit Leader Name: _____

Unit Leader Phone: (_____) _____

- Gateway fully dismantled
- ALL tent, popup, and guideline stakes pulled
- Grade stakes pulled and returned to central collection point
- All holes repaired/filled
- Loose trash and bags picked up and removed from site
- Flagging tape picked up and disposed of
- Gear staged / pack line

Commissioner Name: _____

Commissioner Signature: _____