

Treasure Valley Scout Reservation
Dive into the fun!



Thank you to all who had attended and assisted last summer! It was a wonderful Camp season. It is truly a credit to Council to have so many dedicated volunteers serving our youth. A positive camp experience is certainly a direct result of a hardworking and committed Camp Staff, but it also requires the additional efforts put forth from you. Without you, our Scoutmasters, the whole experience would be for not. Thank you for all you offer.

I am pleased to return to TVSR as Camp Director. I pledge to continue to bring positive change and growth to the Valley. It has been a pleasure serving you. I have listened to many insightful suggestions regarding camp throughout the year. With the ongoing commitment from Council, we have been able to act on many of them and continue to look to the future. I am always open to new ideas and ways to implement them. Please do not hesitate to contact me.

In an effort to always make attending the Valley interesting for older scouts, the 2008 program will see some change. Golfing; day/night driving range, a put and chip mini course, and disc golf is being investigated for this season. Geo-caching, ping pong, and a movie night are being considered also. We continue to offer a high number of Eagle required merit badges weekly. Please note the changes made to the Handicraft and swimming schedule.

In addition to the above listed items The Mountain Bike Program should be operating this year for older scouts. We are very pleased to have the assistance of an avid mountain biker, Brett Russ, Cub Master of Pack 306. He has worked tirelessly to assist us in hosting a Championship Sanctioned MTB Race, August 24th at the Valley. With his help with teaching skills to fix our bikes, and volunteers who wish to learn, we should be able to get our bikes back to operating condition for the summer.

The COPE/Climbing course will be run this year to afford older scouts the opportunity to work with their peers to challenge themselves mentally and physically. Younger scouts will be presented with the opportunity to scale the climbing wall and try the zip line for a ride of their life. The benefits that can be taken from this experience are incredible. Teamwork and self growth are hallmarks of both the COPE and climbing program.

The 2008 Camp Staff is forming up nicely. This year will mark the first pre-camp training series for program area staff. We are so excited that so many qualified individuals from Mohegan Council have stepped forward to offer their time and talents. If you are an expert in a program areas merit badges and you would like to assist with this training please contact me. In my opinion, there is no second to quality training.

We will continue to provide you with a great dining experience this year. We look forward to keeping some of the favorites as well as offering some new additions to the menu which we think the Scouts will enjoy. The salad bar, milk chest, and unlimited coffee will definitely be part of the dining hall repertoire.

In-site cooking remains a hallmark of TVSR and is available for units who wish to utilize this option. Please remember that all food is only distributed from our kitchen per MA state law. Exceptions must be approved by the Camp Director and Oakham Board of Health.

Along with our daily Scoutmaster coffees, I look forward to seeing you at the all important Monday night pre-camp meeting. This is the time for any last minute questions for camp concerning anything from program changes to medical re-check issues. I truly enjoyed the opportunity to meet with you often last year. Together we can make a difference in the lives of the boys we serve.

There is much useful information within this guidebook, please take a moment to read through it as there have been a few changes made from last year. It is mostly related to, but not limited to scheduling and safety aspects of camp. We are committed through program and service to making your summer experience with us a great one. If there is anything that you need during your stay, please do not hesitate to call upon myself or any of the TVSR staff.

Stephanie Keimig,
TVSR Camp Director

Table of Contents

Camp registration.....	3
Pre-Camp Planning	4
Equipment List.....	5
Your First Day – Check In Procedure...6	
Health and Safety	7
Swim Classification Procedures	8
Bicycles in Camp	9
Other Health and Safety Concerns	10
Camp Emergency Procedures	12
General Camp Information	13
2008 TVSR Program Schedule	14
Program Guidelines.....	15
<i>Brownsea Island Adventure</i>	
(1st year camper program).....	16
Merit Badge Programs.....	17
Programs For Adults	20
Daily Schedule	21
The Patrol Method.....	22
Camp Office (Magee Center).....	23
Visitors.....	23
Trading Post	24
Food Service.....	24
Facilities.....	25
Site Reservation Guidelines.....	26
Directions to TVSR	27

2008 Camp Registration Information

Fee: (must be paid in full by **4:00 PM on 30th May 2008**)

- Youth \$290
- Provisional Youth \$290
- Extra Leader (each) \$145

Note: Additional leaders can stay for FREE with their Troop if they **pre-register (by June 15th)** as a merit badge counselor for the week they will be in camp. The leader must be a registered Merit Badge Counselor with Council or show proof of registration from their home Council.

We are also asking for Dining Hall weekly Stewards, this will be on a first come basis.

Contact Stephanie Keimig, Camp Director. skeimig@bsaemail.org

- Additional Week \$275
- Youth (day only) \$200 first week
\$185 second week
\$175 third week

Fee Paid After May 30th, 2008

- Youth \$320
- Provisional Youth \$320
- Other pricing is the same as above

2008 Summer Camp Session Dates:

- Week 1: July 6-12
- Week 2: July 13-19
- Week 3: July 20-26
- Week 4: July 27-Aug 2
- Week 5: Aug 3-9
- Week 6: Aug10-16 adv. week

Camp Refund Policy

1. All requests must be made in writing and received at least two weeks prior to the start of the camp. Requests must be sent to the Mohegan Council Service Center.
2. Any last minute refunds will only be given for extenuating circumstances (i.e. death in the family, major illness). Refunds will not be given for a change of mind, vacation plans, summer school or no shows.
3. Refunds will not be given once the session of camp has begun.
4. Fees may be transferred from one Scout to another within the same unit.
5. Because many expenses occur 6 weeks prior to the start of camp, the Mohegan Council reserves the right to withhold an administrative fee of \$50.00 for any refund given.

Leaders Fees

Leader's fees are based on the amount of boys in your unit attending camp.

1-20 Youths	2 Leaders Free
21-30 Youths	3 Leaders Free
31-40 Youths	4 Leaders Free
41-50 Youths	5 Leaders Free
51-60 Youths	6 Leaders Free

Camperships

It is a policy of Mohegan Council to make sure that all scouts have the chance to benefit from the programs offered at Treasure Valley. Should a scout's family be in a financial situation where assistance is needed they may apply by filling out the "Application for Campership Assistance" available at the Council Service Center and for download off the council website:

www.mohegancouncilbsa.org (look under "Forms and Resources"). This application must be returned to the Council Service Center no later than May 30, 2008. Early Bird Deadline does not apply to Scouts who have submitted a Campership Request.

Provisional Camping

Treasure Valley Scout Reservation offers Provisional Camping for Scouts that are unable to attend camp with their Troop. Reasons may include not being able to attend camp during their Troop's scheduled week, the Scout's Troop is attending another camp, or for those Scouts who would like to spend a second week or more at Treasure Valley.

Pre-Camp Planning

Suggested steps to follow as you prepare for camp. Check off each item as it is completed.

- July/August: pre-register for your next year of camp during your week at camp this year.
- September: Appoint a Webelos contact person. Promote camp to Webelos throughout the year.
- Fall: Begin money-earning activities for your troop program including camp. Have Scouts and parents commit to attending camp.
- Fall/Winter: Develop a budget for your week at camp.
- January: Make reservations for qualified Scouts to attend NYLT.
- February: Secure quality adult leadership for your week at camp.
- February/March/April: Conduct a camp information night for Scouts and Parents. Contact your OA Rep or the Council Office for a camp promotion and an OA Election, elections are being conducted at camp for units attending.
- February: Attend Pre-Camp Information Night. Please bring your SPL.
- March: Distribute Medical forms. (Contact Service Center if you need copies, also available on the council website).
- April: CORI forms for any leaders staying overnight at TV Resident Camp... must be turned in to Council Service Center.
- May: Confirm schedule with troop leadership. Review your troop's equipment.
- May 30, 2008: All camp fees due to receive early bird price.
- 5 Weeks prior to camp: Arrange transportation to and from camp.
- 4 Weeks prior to camp: Complete a Scoutmaster's Conference with each attending Scout.
- 3 Weeks prior to camp: Establish troop and Scouts' program schedule
- 2 Weeks prior to camp: Collect and review medical forms/parent authorization forms and insure that all Scouts attending camp are appropriately registered with the BSA (note: Webelos who have crossed over are not automatically transferred to the troop... **THEY ARE REGISTERED AS CUB SCOUTS** until the Troop files the appropriate paperwork. This paperwork **MUST** be filed prior to camp for those boys to receive credit for advancements completed while at camp).
- **1 Week prior to camp: Attend the Monday Night Orientation Night at Treasure Valley, 7pm at East Lodge.** (No money accepted at this meeting).
Please bring med forms Monday for pre-check, this will help check in on Sunday.

Have FUN



Please be sure to reserve your space for TVSR 2009 before leaving camp!

Equipment List

Camp Site Permanent Equipment

Each site is equipped with:

Bulletin Board	Fire Broom
Flag Pole	Campfire Ring Fire
Bucket	Hard Roof Shelter
Canvas Tents on Platforms	Fire Shovel
Latrine	Cots
Fire Rake	Picnic Tables

Toilet Paper and Disinfectant will be issued to troops upon request

Suggested Equipment List

General Troop Equipment-

- Axes, Bow Saws
- Broom
- Campfire Material
- Basic First Aid Kit
- Flags- American, Troop, and Patrol
- Garden Hose
- Lanterns, Fuel, Extra Mantles
- Map & Compasses
- Paper & Pencils
- Rope, Duct Tape
- Sports Equipment
- Pencils/pens/paper

Scoutmaster's Materials-

- Advancement Records
- Alarm Clock
- Camp Leaders Manual
- Coat Hangers
- Merit Badge Library
- Program Charts
- Poster Board
- Troop Rosters (3 required)
- Scoutmasters Handbook

Personal Equipment-

- Bathing suit(s)
- Camera
- Class A & B Uniforms
- Compass
- Handkerchiefs
- Long & Short Pants
- Merit Badge Books
- Pillow
- Poncho/ rain gear
- Shoes (boots or sneakers, closed toe)

- Sweater/ Jacket
- Underwear (6 pairs)
- Socks (6 pairs)
- Sun Block
- Sweat Suits or Pajamas
- Sandals for showers
- T-Shirts (6)
- Wristwatch

Toiletry Kit-

- Comb
- Deodorant (no aerosol)
- Soap in Container
- Toothbrush in container
- Toothpaste
- Washcloth & Towel(s)

Other Items-

- BSA Handbook
- Water bottle
- Extra Batteries
- Flashlight or Headlamp
- Frame Pack or Footlocker
- **Mosquito Repellant** (non-aerosol)
- **MOSQUITO NETTING**
- Notebook, pens, pencils, paper
- Pocket Knife (**no sheath knives**)
- Sleeping Bag

Additional Equipment for 1st Year Campers participating in the Brown Sea Island Adventure & Older Boys participating in Wilderness Survival or Camping Merit Badge-

- Backpack
- Sleeping pad
- Tents for amount of boys in program

Items Brought Into Camp- Scouts, Leaders and Staff are prohibited from bringing certain items into camp. These include, but are not limited to: watercraft equipment (canoes, boats, and kayaks), archery equipment, and guns of any type. Treasure Valley Scout Reservation reserves the right to deny any item it feels detrimental to the safety of the facility, campers, staff or visitors. **Troop leaders may bring 2-way radios to camp. Please inform the Camp Director when you arrive so there is no interference with the camp radios.**

*Please do not leave personal effects in shoes while at waterfront, there are boxes at waterfront

Your First Day – Check In Procedure

- ❖ All units are asked to check-in at 11:30-12:30 on Sunday of your week at camp. The gates will be closed prior and no early arrivals will be permitted.
- ❖ At the gate you will be required to have release authorization forms and 3 rosters. **ALL SCOUTS ON THE ROSTER MUST BE PRESENT.** If a scout is not present a note from his parents is needed stating the reason for late arrival and approximate time of arrival.
- ❖ A Staff Guide will escort your unit to your site. Upon arrival, the Scoutmaster (or designee) and Staff Guide will inspect the campsite while the rest of the troop unloads gear into a designated area. Upon completion of the campsite inspection, Scouts will be able to put personal gear into tents and time will be provided for Scouts to change into their swim trunks (under Class A pants or shorts) Photos will be taken in sites this year aiding units to have more set up time. We will call you down for med checks then proceed to swim checks.
- ❖ We ask that vehicles carrying equipment only be brought to sites, drop off then parked in designated areas. If parents wish to be in camp to help set up, at SM discretion, we ask they park at Jamboree field and walk in with the unit. Only one vehicle will be permitted to remain in the camp site during the week. All others need to be parked at designated areas near the sites.
- ❖ At 5:00 PM, Troops are to organize (in Class A uniform) at Pine Point in preparation for the 5:15 PM Opening Ceremony on Boonesville Plain. The Sunday night pizza party will begin promptly after the Opening Ceremony.
- ❖ A Program Area Expo will begin at 6:30 PM on Boonesville Plain.
- ❖ The Opening Campfire at the Council Ring is scheduled to begin at 8:00 PM. All Troops are expected to attend.

Notes concerning check-in:

Staff Commissioners- Each Troop will be assigned a staff member who will serve as that troop's camp commissioner for the week. The staff member will take the troop through the check-in process on Sunday and the check-out process on Saturday. No troop is to check-out unless cleared by their staff commissioner. Your commissioner will be your point of contact with the Camp Office, will provide you with daily newsletters, and will be available to help your Troop in just about any way possible. Your camp Commissioner is your friend and a valuable resource for your entire Troop.

Photographs- Troop photographs are available for approximately \$9. Photographs are available for pick-up on Friday afternoon only. Photos will be taken at Pine Point when unit is called down for medical re-checks. (East Lodge if the weather is inclement).

Tent Platforms- Tent Platforms are not to be moved without permission from the Camp Ranger or designee.

Vehicles- In accordance with state and BSA policies, no more than one vehicle is allowed in campsites. Non camp vehicles should not be used in camp. If there is a unique need, please speak with the camp management. For the safety of the campers, staff, and equipment this policy will be strictly enforced. The speed limit in camp is 10 MPH

Health and Safety

General Health and Safety

Treasure Valley Scout Reservation employs full time health professionals that are licensed by and meet all requirements of the Commonwealth of Massachusetts. **NO PHYSICALS CAN BE GIVEN AT CAMP!**

Medical Exam

All campers, leaders, and staff under 40 years old must have a physical examination within two years prior to the arrival to camp. However, **all forms must be updated and signed annually by personal physician.** Any staff or leaders ≥ 40 years old need to have a physical within one year of arrival to camp. All must submit their Health and Medical Record filled out completely and signed by an MD and by a parent or guardian (for those under the age of 18). Current medical forms must be on file to attend TVSR.

This is a MA state Law as well as a BSA Policy, we cannot make exceptions. This is why we ask Scoutmasters to make certain that their unit, adults and boys alike have their forms ready prior to camp.

Medical Forms

All adults 40 and over must have a physical examination within one year prior to the arrival in camp. All campers and staff under 40 must have a physical within 2 years, but the medical form needs to be updated each year by your physician. All must submit completed health and medical record form signed by a physician and parent (for those under age 18). Boys and leaders must be denied participation at Treasure Valley without the proper medical record. Parent helpers in camp for not more than 24 hours must fill out the front page of the medical form, sign the form last page, and check into camp with the camp health officer. Adult volunteers who will be in camp for less than 24 hours must fill out the front page of the medical form and sign it on the last page. They must check with the Health Officer on arrival.

Medical Rechecks

All campers and leaders must attend the medical recheck on Sunday to complete check in.

Medications

In compliance with state regulations, all prescription and OTC medications brought to camp must come in their original containers, and permission must be given on the medical form authorizing the camp medical officer to dispense the medications. The camp health officer must hold **ALL** medications (including over the counter medications), excluding inhalers and epi-pens as dictated by physicians,

Health Lodge

The Health Lodge is intended for the temporary care of sick or injured campers, leaders, and staff. A resident health officer is always on duty, and a physician is always on call. The Health Officer is normally at the East Lodge during mealtime to dispense medications. There will be a schedule made to instruct all regarding medication and proper protocol.

Injuries

All injuries and illnesses of any type must be reported to the Camp Office (Magee Center) who will contact the Health Officer. Please do not just go to the health lodge as that can waste precious time in an emergency. The health officer may be out within camp.

Medical Treatment

Campers in need of treatment beyond that provided at the Health Lodge will be seen at a facility to be determined by the Health Officer and/or the Scout's parents. In most cases, the Scoutmaster or an adult assistant will be responsible for providing transportation. Leaders must not take campers out of camp to seek medical attention without the knowledge of the camp health officer.



Swim Classification Procedures

The swim classification of individuals participating in a Boy Scouts of America activity is a key element in both Safe Swim Defense and Safety Afloat. The swim classification test is renewed annually, preferable at the beginning of each outdoor season.

All persons participating in BSA aquatics are classified according to swimming ability. The classification tests and test procedures have been developed and structured to demonstrate a skill level consistent with the circumstances in which the individual will be in the water. The Swimmer's Test demonstrates the minimum level of swimming ability for recreational and instructional activity in a confined body of water with a maximum of 12-foot depth and with shallow water footing or a pool or pier edge always within 25 feet of the swimmer.

The various components of each test evaluate the several skills essential to the minimum level of swimming ability. Each step of the test is important and should be followed as listed below:

Swimmers Test

Jump feet first into water over the head in depth, level off, and begin swimming. Swim 75 yards in a strong manner using one or more of the following strokes: side stroke, breast stroke, trudgen, or crawl; then swim 25 yards using an easy resting back stroke. The 100 yard swim must be continuous and include at least one sharp turn. After completing the swim, rest by floating.

Beginner's Test

Jump feet first into water over the head in depth, level off, swim 25 feet on the surface, stop, turn sharply, resume swimming as before, and return to starting place.

Waterfront Safety

The waterfront is one of the most popular areas in camp. At the waterfront, our main focus is the safety of campers, leaders, and staff. The following rules must be followed:

1. The Camp Health Officer issues buddy tags only to those whose medical exams indicate that they are physically fit for swimming.
2. Those who wish to use the waterfront must take the Swim Classification Test.
3. Each adult leader should participate in the Safe Swim Defense Plan class.
4. Everyone must wear footwear to and from the waterfront area.
5. The waterfront area may only be entered with the permission of the staff and a proper buddy tag.
6. The Buddy System is used for all water activities. Buddies must stay within 10 ft of each other.
7. Troop swims must be conducted using the Safe Swim Defense Plan and only with the Waterfront Director's permission.
8. Swimming is allowed at the Carr waterfront only (East side).
9. Good discipline will be enforced at all times. Running, pushing, and horseplay are not permitted.

**The Waterfront Director has complete authority for the operation,
safety and interpretation of all rules and policies.**

Bicycles in Camp

Personal Bicycles will again be permitted in camp in 2008. Those Scouts bringing their bicycles to camp must: Have the permission of their Scoutmaster; have the bike inspected and tagged by a member of the camp management, placed out of harms way; a helmet **must** be worn at all times, and bicycles are ridden with a buddy. Bicycles must appear to be in good working condition with Mountain Terrain tires (no “touring” tires are permitted). A complete list of rules will be discussed with the Scout upon inspection. Cyclists not following the rules will have their bike “impounded” for the remainder of the week. The Mohegan Council, BSA and Treasure Valley Scout Reservation will not be responsible for bicycles or equipment lost, stolen, or broken during the week.

Bicycle Riders/Owners Must-

- Wear a helmet at all times
- Observe all posted speed limits
- Give the right of way to those on foot and vehicles
- Ride only on trails that are wide enough for motor vehicles or prescribed MTB trails, **no foot trails or bridges**
- Be responsible for their bike. The Mohegan Council, BSA and Treasure Valley Scout Reservation assume no responsibility for any bike that is lost, stolen or damaged while in camp.
- Recommended to lock their bike when not in use.
- Do not park the bike on trails, roadways or access points- Park in appropriate area.
- Understand that the Staff of Treasure Valley Scout Reservation will not make any repairs to any bike not owned by the Mohegan Council.
- Assumes responsibility to any damage that may be caused during the operation of the bicycle including property or person. If the rider is found to violate any rule he/she will be warned once and upon the second infraction have the bicycle impounded for the remainder of the week of camp.
- The Mohegan Council and Treasure Valley Scout Reservation reserve the right to discontinue the use of private bicycles in camp or alter these rules at any time if it is deemed necessary.



Other Health and Safety Concerns

Adult Supervision

Supervision of campers at camp is a responsibility shared between unit leaders and camp staff. Each unit attending camp must have a minimum of two adult leaders in camp at **all** times. If for emergency reasons two leaders are not in camp please notify the Camp Office and staff will be provided. All adult leaders in camp **MUST** have a current CORI check from the State of Massachusetts on file and must be approved by the unit committee. **CORI Forms** must be submitted to the Council Service Center by June 1st so that they can be processed by the Commonwealth of Massachusetts. Adults without a current CORI on file will not be permitted to stay over night. **NO EXCEPTIONS! Adults in camp overnight must also be BSA registered.**

Adults must be conscience of their behavior while they are in camp. Excessive yelling, verbal abuse or other inappropriate actions/behaviors will be grounds for removal from camp. Please live the oath and law to its fullest.

Buddy System

The Buddy System must be followed at all times in camp.

Controlled Substances

Possession or use on camp property of alcohol, or any drug or medicine prohibited by law is strictly prohibited. The Camp Management will not hesitate to involve local law enforcement as necessary and will restrict the party from camp grounds.

Fire Protection

A Fire Protection Plan is located in every site. It is camp policy that fires should not be fought, rather reported to the Camp Office immediately. Fire fighting equipment is in each site for life and death situations only.

Firearms and Archery Equipment

Personal Firearms and Archery Equipment are not allowed in camp. Law enforcement not on duty must lock their weapon in their trunk.

Fireworks

Fireworks are illegal in Massachusetts and are also illegal in camp.

Harassment/Hazing

Harassment and hazing of any type form Scouts, leaders, staff and visitors is prohibited at Treasure Valley Scout Reservation. This includes, but is not limited to verbal, physical, sexual, initiations, etc. All local, state and federal laws will be enforced. Persons found to have engaged in such will be

removed from camp immediately and proper authorities notified.

Insect Sprays

Aerosol sprays are not allowed in camp because they are a fire hazard and also tend to damage tents.

Insurance

The Mohegan Council maintains an insurance policy, which covers all Mohegan Council Scouts and adults while in Camp. This policy is an excess plan. This means that if your Scout is injured at camp, your personal insurance policy becomes primary for coverage, with the camp insurance picking up any remaining amount. **All accidents must be reported to the Magee Visitor Center.** Out of council units are required to be covered by a similar council policy, by their own unit insurance, or by insurance carried by the individual.

Leaving Camp

Campers must have parental permission to leave camp at any time. Normal sign out procedures apply with permission; a copy of each camper's permission form needs to be turned into the camp office on Sunday.

Liquid Fuels

Liquid fuels are allowed in camp provided that BSA policy is followed for the safe use and storage of liquid fuels (posted in campsites). Fuels must be stored in the Ranger's Area.

Pets

Pets are only permitted under camp management approval under very specific individual circumstances. **UNITS SHOULD NOT** bring in animals to camp.

Propane

Each in-site cooking campsite is equipped with a three-burner stove, grill and a hot water tank. All in-site cooking must be directly supervised by an adult 21 years of age or older. There are no pilot lights on the gas stoves and grills; therefore, this equipment must be lit manually by an adult when it is to be utilized. There is a pilot light on the hot water tank, should it go out it will need to be relit. If you need help with this please contact the Magee Visitor Center for assistance. An emergency shut off valve is located on the top of each gas tank.

Refrigeration

Treasure Valley Scout Reservation cannot store foods for Troops other than those required for special diets or medicines. Food requiring refrigeration may not be kept in the site per agreement with the Oakham Board of Health.

Security

Treasure Valley Scout Reservation is committed to providing the safest atmosphere possible. Browning Pond has public

Mohegan Council BSA

access and many people often mistake Treasure Valley as a State Park. If you notice anything or anyone suspicious, please contact the Magee Visitor Center (Camp Office) **immediately**. All leaders, scouts, and visitors leaving or arriving at camp must sign in and out at the Magee Visitor Center (Camp Office). Visitor's passes must be visible at all times.

Sheath Knives

Sheath knives are not to be carried by campers or leaders. For all other knives, the rule of thumb is that if it is bigger than your hand, it does not belong at camp.

Showers

Showers are available to **campers** between the hours of 7:30 AM and 9:00 PM. **Adults and Scouts must shower separately.** It is preferable for adults to shower during program hours. The shower house will be closed during campfires. **Wear bathing suits in group shower please! Group showers are for youth, individual showers are for adults.** Appropriate clothing and footwear should be worn to and from the shower

Treasure Valley Scout Reservation

house. Please have at least one leader accompany a group of scouts to the shower house. Shower house will be closed for cleaning from 12:00 noon to 1:30 PM daily.

Sleep

It is important that all campers, leaders, and staff get the appropriate amount of sleep each night. Most scouts need at least nine hours of sleep. Quiet hours are from 10:00 PM to 7:00 AM daily.

Tobacco Products There is no smoking in the presence of Scouts! We will provide you with a smoking area. Smoking will be **limited to this designated area. Scouts under the age of 18 may not smoke in camp.**

Youth Protection

Treasure Valley is committed to full enforcement of BSA Youth Protection Standards as well as applicable laws. The camp management will not hesitate to involve social services and law enforcement agencies as necessary.



Camp Emergency Procedures

- **The Signal-**
 - The signals for emergencies are sirens mounted on the roofs of the East Lodge and the Trading Post.
 - The East Lodge siren will be tested at 12:00 noon for about 10 seconds. No response is required to this test.
- **What to do when the siren sounds (Troop Leaders and Campers)-**
 1. When the siren sounds, program areas will close. All leaders and campers must report to their campsites immediately.
 2. The unit leader will do a roll call and in no more than ten minutes report to the Magee Center via two troop representatives. Troop representatives will stay together and report troop number, campsite, and the names of any missing persons. It is the Leaders responsibility to know the whereabouts of all unit campers.
 3. The representatives will return to the site with instructions. If a missing camper is found the unit must report that to the camp office immediately.
- 4. All campers and leaders must stay in their campsite until notified.
- 5. Only official camp vehicles are allowed to be driven during emergencies.
- 6. Hemlocks site reports to Waterfront.
- **What to Do (Staff)-**
 1. Staff members will quickly close their program areas and send campers back to their campsites.
 2. Staff will check in with the Camp Director at the Magee Center with the exception of the waterfront team.
 3. Staff involved in the emergency will check in via radio or runner.
 4. The Camp Director or his agent will summon help as needed and direct the staff action as required.
- **All Clear-** When the sirens stop, the emergency is over unless otherwise instructed.
- **Drills-** Drills will be conducted to insure that everyone knows how to respond calmly and efficiently. **Drills are a serious matter, Please treat them as real.**

Note: All medical emergencies should report directly to the Magee Center. The Staff on duty will contact the Health Officer.

Specific Examples

- **Animals-**
 - No food in tents; store all food securely; remove all trash and garbage before nightfall.
 - Does not approach, handle, or feed wild animals. Report any unusual behavior to the Camp Office.
 - Anyone bitten or scratched by an animal must wash the area and proceed directly to the Magee Center.
- **Child Abuse-**
 - Current: Stop the abuse; protect the victim(s); identify the perpetrator.
 - Past: Listen to the camper; take notes if possible.
 - Do not ask questions or interviews.
 - Report the situation to the Camp Director immediately.
 - Discuss the situation on a “need to know” basis only.
- **Communications-**
 1. During an emergency, the radio and telephone systems may be used for official camp communications.
 2. Adult leaders and campers will refer all media questions to the Camp Director or their agent.
 3. Troop use of 2-way radios is permitted for unit leaders only.
- **Earthquake-**
 1. Quickly exit buildings.
 2. Quickly move away from unstable objects.
 3. Make way to open ground quickly and safely.
 4. Turn off propane tanks as soon as it is safe to do so.
- **Fatality-**
 1. Secure the area; move campers away from the scene; keep witnesses near.
 2. Notify the Camp Office immediately.
- **Fire-**
 1. Get campers away from the fire; leave any building immediately.
 2. Report the fire to the Camp Office
 3. keep boys out of the way of emergency vehicles. .
- **Flash Flood-** Proceed up hill quickly.
- **Hazardous Substances Spill-**
 1. Move safely away from spill.
 2. Identify the substance; report to the Camp Office.
 3. Remove ignition sources.
- **High Temperature/Humidity/Smog Alerts-**
 - Limit activities and allow for frequent rests.
 - Drink water frequently.
 - Promptly report any medical problems.
- **Lightning-**
 - Limit outdoor activities.
 - If severe, get to a grounded building: Magee, East Lodge, Health Lodge, Trading Post
 - Close waterfront and field activities.
 - Stay away from tallest objects, open spaces, telephones, electrical devices, and the shower house.
- **Lost Bather-**
 - Begin quick but efficient search of the area.
 - Notify waterfront, Camp Office, or staff member immediately.
 - Account for all troop members
 - Identify person who saw boy last
 - Keep other boys calm
- **Lost Person-**
 1. Conduct a preliminary search of the area.
 2. Notify the Camp Office with all details.
 - Account for all troop members
 - Identify person who saw boy last
 - Keep other boys calm
- **Medical Emergency-**
 1. Begin first aid if qualified; do not move the victim unless life threatening. Notify the Camp Office /Health Officer immediately and wait for EMS

General Camp Information

Camp Director

The Camp Director is in charge of the Summer Camping Operation. She is responsible for the day-to-day operations of camp, the management and of the staff and food operations. During her absence, questions or concerns should be directed to the next in charge- which is available through the camp clerk. If you are not satisfied with the response you are given, please contact Scout Executive John Garee at the Mohegan Council Service Center.

Chaplain Services

Religious services are planned for each week of camp. Our Camp Chaplain is on call during the entire week. Please remember that "A Scout is Reverent". All Scouts, leaders, and staff are expected to participate in religious service(s). Grace before meals is also expected. We anticipate having both Catholic and All Faith services available. Some weeks, this may not be possible.

Order of the Arrow

The Mohegan Council's Order of the Arrow Pachachaug Lodge #525 is a youth run service organization of the Mohegan Council and the Boy Scouts of America. They are dedicated to providing cheerful service as well as assisting with camp promotions. Throughout the year, the Pachachaug Lodge completes a variety of service projects at Treasure Valley Scout Reservation. Join the members of the Order of the Arrow for their weekly fellowship at Treasure Valley.

Profanity

Profanity is not acceptable behavior by anyone in a Scout camp.

Staffing

Our programs are administered by Nationally Certified Camp and Program Directors. The National Camping School of the Boy Scouts of America also trains Key Staff in their respective areas. Any leaders are welcome into program areas but any concerns or questions should be directed to the Area Directors, the Program Director or Camp Director as necessary.

Uniform

The Official Boy Scout Field Uniform (Class "A") consists of the official shirt, belt, shorts and socks. This uniform is worn each day for evening dinner as well as chapel & evening retreat. The Activity Uniform (Class "B") consists of Boy Scout Shorts and a Boy Scout T-Shirt with a belt and socks and is appropriate at all other times.

Non-Discrimination Policy

"The Mohegan Council, Inc., BSA operates in compliance with all relevant laws, codes, ordinances, statues and regulations. The council does not discriminate with respect to employment, volunteer participation or the provision of services, on the basis of race, color, creed, religion, national origin, gender, sexual orientation, age, ancestry, disability or handicapped statues, veteran status, marital status, or political affiliation. The council policy forbids sexual harassment. The council has a right to exclude membership inappropriate for the defined mission and values of the council." *Passed by the Mohegan Council Executive Board on April 22, 2001.*

Interpretation or clarification of all rules and regulations comes under the authority of the Camp Director and are subject to change.

2008 TVSR Program Schedule

Solid color blocks denote continual class

		9:00-9:30	9:30-10:00	10:00-10:30	10:30-11:00	11:00-11:30	11:30-12:00	Lunch	1:30-2:00	2:00-2:30	2:30-3:00	3:00-3:30	3:30-4:00	4:00-4:30	
Ecology / Conservation	Environmental Science														
	Bird Study														
	Fishing *														
	Fly Fishing														
	Forestry *														
	Geology														
	Nature														
	Plant Science														
	Reptile & Amph. Study														
	Soil & Water Cons.														
	Space Exploration														
	Weather														
	Astronomy	Astronomy will be offered on Tuesday night during Evening Program.													
	Mammal Study	Mammal Study will be offered on Tuesday night during Evening Program.													
	Leave No Trace	LNT Awareness will be offered on Wednesday night during Evening Program.													
	Energy	TBA													
	Fish and Wildlife Mgt	Will be offered as a walk in badge throughout the day.													
	Scoutcraft	Pioneering													
Orienteering															
Camping															
Wilderness Survival															
Cooking															
Indian Lore															
Aquatics	Lifesaving														
	Rowing														
	Swimming														
	Canoeing														
	Small Boat Sailing														
	Snorkeling BSA														
	BSA Lifeguard	All Day Program							All Day Program						
	Mile Swim														
	Kayaking	TBA													
	Swim Lessons														
	Free Swim														
Free Boating															
Handicraft	Art														
	Leatherwork														
	Basketry														
	Woodcarving														
	Woodwork														
	Sculpture														
Shooting Sports	Archery														
	Rifle Shooting														
	Open Rifle Shooting														
	Open Archery														
First Aid	First Aid														
	Emergency Prep.														

The Program Schedule is subject to change based on enrollment and instructor availability.

Program Guidelines

Selecting Merit Badges

Selecting a merit badge depends on a variety of factors: Scouts age, abilities and the Troop's Year round Program. Each scout's schedule should be challenging and push the scout towards developing self-initiative, follow through, and ultimately success with completion of the merit badge.

Merit Badge Pamphlets

Each Scout is required to have a copy of the Merit Badge Pamphlet for each of the Merit Badge classes he plans to take while at camp. Scouts need to bring their respective pamphlets with them to each class. For your convenience, Merit Badge Pamphlets will be available for purchase from the camp Trading Post.

Extra Help

If a scout is having trouble with any merit badge, we will give him the help he needs. Leaders are encouraged to visit each scouts Area Directors on a daily basis, they will share with the leaders the progress of the scouts as well as the attendance. It is important that any problems with a merit badge be brought to the Area Directors attention as soon as possible. If needed unit leaders may wish to contact the program director for additional assistance. It is hard to remedy a situation on Friday that has started on Monday or Tuesday. We want to work with the unit leaders and scouts to correct any issues that might hinder the success of the merit badge.

Blue Cards

Merit Badge Applications, a.k.a. Blue Cards, must be provided by the Troop/Scout. Each Scout must have a Blue Card for each Merit Badge class he is taking and turn it in to the instructor by Wednesday to get credit for the merit badge. Scouts/Unit Leaders may bring the Blue Cards with them to camp or may purchase them at the Trading Post.

Partial Blue Card


From time to time a scout may come to camp with a partial blue card. An appointment may be set up with the counselor for this merit badge for completion. In some cases the safety issues in the merit badge may be reviewed and updated requirements may be needed to be completed before the card is signed off. Should a scout receive a partial at camp, the partial blue cards are turned in to the camp office by 4:00 PM on Friday afternoon. Campers must apply to camp to finish partials worked on that season in camp with his respective troop. Some restrictions may apply.

Session Size and Quality

Staff members will make every effort to accommodate all scouts for merit badge sessions. However, to ensure effective counseling and safety of the particular skills required in the merit badge, we may limit merit badge classes to a reasonable number. At the same time, we will work to establish another time period that the scouts could also work on the merit badge. Please do have a secondary class in mind for time periods as class size is held for best learning potential.

Advancement Hints

- We recommend that Scouts read over their Merit Badge Pamphlets before arriving at camp. This will familiarize the scout with the requirements and content, making it easier to earn the badge when they come to camp.
- **Many merit badges require prior preparation.** Scouts should review requirements to see what work they need or want to begin before arrival. Proof of completion of any requirement done before arrival should be brought with the scout to his merit badge class to be reviewed by the counselor in order to receive a completion on a merit badge.
- **While you're at it, do any other requirements you can before you come to camp, especially the ones requiring paperwork.**
- If you are taking a badge that requires a lot of skill and practice like rifle shooting, allow free time to practice after receiving proper instruction. Free Shoot is recommended for everyone taking rifle, shotgun, and archery merit badges.
- If a Scout is going to try for the Mile Swim, he should participate in the Free Swim to build his endurance. (This has proven to be a must).
- Scouts should bring a notebook, some pencils or pens, Scout Handbook, Merit Badge Pamphlets, and any work already done. Also bring any special equipment needed, such as a pocket knife for wood carving.
- When you get to camp, be sure to go to your merit badge sessions every day. Keep up with any work or practice that you have to do at camp.



Brownsea Island Adventure (1st year camper program)

The Brownsea Island Program is designed for Scouts who have just joined a troop or who have recently crossed over. The boys will be placed into patrols with others from different troops. During the week they will be instructed in basic Scouting skills using a method very similar to that used by Lord Baden-Powell at the first Boy Scout summer camp on Brownsea Island.

Lord Baden-Powell once said, “A *formal lecture is apt to bore the boys,*” therefore, the majority of our skill instruction will involve hands on activities which will promote true learning.

The boy’s time will be spent as follows:

- **Brownsea Troop Time:** Inter-patrol activities, overnight campout, and special topics.
- **Patrol Time:** Instructional time to learn Scout skills and patrol method.
- **Camp Time:** An opportunity to sample program areas offered by the camp.
- **Free Time:** Time for the boys to relax during their day and get to know the members of their “new” troop.

Though the boys will learn many Tenderfoot through Second Class requirements in their Boy Scout Handbook, the goal is not to advance their rank in one week. Our goal is to teach the basic Scout skills needed to function successfully in your troop while keeping them enthusiastic about the Scouting program.



Merit Badge Programs

Aquatics

BSA Lifeguard

To enroll in the BSA Lifeguard course you must be at least 14 years of age or have completed the eighth grade. Requires that Scouts spend all their time at the Aquatics area. Requires physical strength and stamina. Bring long pants, belt, long-sleeved shirt, and shoes that can get wet. It is highly recommended that CPR instruction be completed prior to camp. Prerequisite: Swimming MB, Lifesaving MB, and Rowing MB, or equivalent skills.

Canoeing (\$3.50 for MB Pamphlet)

Scouts taking Canoeing MB must pass the "Swimmer's Test" (prerequisite). Physical strength and stamina are required. This is a good merit badge to introduce boating and many find it less difficult than rowing.

Kayaking

Kayaks are provided to camp by NE Backpacker, Scouts age 14 and above may take this course. Pre requisite; successfully complete the BSA swimmer test

Lifesaving (\$3.50 for MB Pamphlet)

Challenging merit badge that requires physical strength and stamina. Scouts must bring long pants, long-sleeved shirt, and shoes (these will get wet!). Highly recommended that CPR instruction be completed prior to camp. Second and First Class Swimming Requirements needed.

Mile Swim

Allows any Scout the challenge to swim one continuous mile. Scouts must train for 4 hours, Monday through Thursday is required with the completion of the mile swim following. Swim time will be recorded. Prerequisite: Swimmer's classification.

Rowing (\$3.50 for MB Pamphlet)

Scouts taking Rowing MB must pass the "Swimmer's Test" (prerequisite). This is a physically challenging badge.

Swimming (\$3.50 for MB Pamphlet)

Not recommended for first year scouts. Good swimming strokes necessary. (Eagle required) Bring clothes for requirement #4 (shoes and socks, swim trunks, long pants, belt, and long-sleeved shirt- these clothes will get wet!). Participants must have completed Second and First Class Swimming Requirements.

Small Boat Sailing (\$3.50 for MB Pamphlet)

Prerequisite: Swimmers Classification.

Snorkeling BSA

A great way to explore what's going on under the water's surface, Snorkeling BSA is a certificate program designed to introduce Scouts to the basics of snorkeling. Scouts who

wish to participate in the Snorkeling BSA program need to be proficient swimmers who are not afraid to have their faces in the water and breathe through a snorkel.

Swim Lessons

Recommended for all non-swimmers and beginners. Must be willing to get wet! Participants will receive instruction designed for their ability.

Ecology / Conservation

Astronomy (\$3.50 for MB Pamphlet)

The Astronomy MB requires a lot of outside work that cannot be completed in class due to night time observations. Most of the requirements can be done during Scout camp, but it is recommended that the observations be done before camp because of weather issues. Some requirements must be done before camp.

Requirements that **MUST** be done before camp:

- 5b. Make a chart of the visible planets for 12 months
- 6. Sketch the positions of Venus, Mars, or Jupiter for four weeks
- 7b. Sketch the phase of the moon for one week (7 days)

Requirements that can be done at or before camp:

- 4a. Identify 10 constellations
- 4b. Identify 8 conspicuous stars
- 4c. Sketch the Big Dipper and then again several hours later
- 8b. Identify stars by color
- 9. Either visit a planetarium, plan an observation session, plan a star party, help an astronomy club, or take photos of the movement of a space object.

Bird Study (\$3.50 for MB Pamphlet)

A field guide to birds is highly recommended when taking this class.

Requirements that **MUST** be done before camp:

- 8. Build a bird feeder, birdbath, or backyard sanctuary

Requirements that can be done at or before camp:

- 5. Make a field notebook of 20 birds
- Identify 5 birds by voice
- 7a. Go on a bird watching trip

Nuclear Energy (\$3.50 for MB Pamphlet)

This will be held for 3 weeks out of the five unless otherwise noted. Please check with the Camp Director for weeks offered. Being instructed by a Nuclear Physicist Eagle Scout.

Environmental Science (\$3.50 for MB Pamphlet)

Environmental Science is the only Eagle Required MB offered in the E-Con area. The requirements were redone last year to make it easier but there are still many requirements that need to be done before camp or at camp. There are many essays, quizzes, experiments, and observations. This class is recommended for older Scouts. First years will have a tough time with this badge. There are two separate sessions for the class, but Scouts only need to attend one class.

Requirements that MUST be done before camp:

- 1. Make an EVS timeline
- 3e1. 100-word essay on an endangered species in your state.
- 3f1. Pollution reduction in your home for 7 days

Requirements that can be done at or before camp:

- 2. Define vocabulary words
- 3b3. Acid rain essay
- 3c3. 100-word essay on waterborne pollutant
- 3d1. Soil erosion experiment
- 4. Observation plots

Fishing (\$3.50 for MB Pamphlet)

The Fishing MB requires that the Scout can fish. Scouts need to be able to fish with a buddy to complete the fishing requirement. Poles will be supplied, but it is highly recommended that they bring their own. Lures or bait will not be provided. Any Scout or Scouter 15 and older who wishes to fish at Treasure Valley MUST have a fishing license. Anyone under 15 needs to be accompanied by a licensed Scout. There is no fishing allowed at the Aquatics Program Area.

Requirements that MUST be done before camp:

- All fishing participants over the age of 15 need to purchase their fishing license BEFORE coming to camp.

Requirements that can be done at or before camp:

- 9. Catch two fish and identify them. Release one and cook the other.

Fly Fishing (\$3.50 for MB Pamphlet)

Fly Fishing requires that the Scout knows how to fly fish. Fly rods are available, but it is recommended that participants bring their own. The same rules of Fishing MB apply to Fly Fishing MB.

Requirements that MUST be done before camp:

- All fly fishing participants over the age of 15 need to purchase their fishing license BEFORE coming to camp.
- 8. Obtain copy of state regulations affecting fishing

Requirements that can be done at or before camp:

- 10. Catch two fish and identify them. Release one and cook the other.

Forestry (\$3.50 for MB Pamphlet)

Forestry MB deals with identifying local trees around Treasure Valley. Scouts must make a field notebook of leaves. There is a lot of outside work for this merit badge. It is recommended that the Scout has a tree identification book.

Requirements that MUST be done before camp:

- 2a. Collect and identify 10 wood samples.
- 3b. Find out your local watershed
- 5a. Visit a managed forest

Requirements that can be done at or before camp:

- 1. Forestry field book
- 7. Visit with a forester

Geology (\$3.50 for MB Pamphlet)

The Geology MB deals with identifying rocks and minerals around Treasure Valley. Scouts will learn about earth science, topography, and fossilization.

Requirements that MUST be done before camp:

- 4b. Find information on geology careers

Requirements that can be done at or before camp:

- 3. Obtain a geologic map of your local area
- C3a. Collect 10 rocks or minerals
- C5. Either visit a mine, visit a civil engineer, or describe the mining of different rocks.

Leave No Trace Awareness

Offers instruction about camping in the wilderness with the least amount of impact.

Mammal Study (\$3.50 for MB Pamphlet)

Mammal Study is a fun and easy merit badge that is geared toward younger Scouts. Scouts must write two short essays and participate in a service project.

Requirements that can be done at or before camp:

- 3c. Write a report on a non-game mammal
- 4c. Write a report on a game mammal
- 5. Participate in a service project affecting mammals

Nature (\$3.50 for MB Pamphlet)

Nature MB is an introduction to every E-Con badge rolled into one. There are many requirements that must be done outside of class. Most classes are set up as labs.

Requirements that MUST be done before camp:

- 4a2. Make a bird house and use it for one month

Requirements that can be done at or before camp:

- 4a1. Identify eight birds
- 4b1. Identify three mammals
- 4b2. Make plaster casts
- 4c3. Recognize one toad or frog by voice
- 4g1. Identify fifteen plants
- 4g2. Collect leaves of twelve plants
- 4h1. Make a soil profile
- 4h2. Collect five rocks

Plant Science (\$3.50 for MB Pamphlet)

After a successful trial during last year's Accelerated Program, we will be adding Plant Science to the Program Menu this summer. Scouts should have an understanding of plants, trees, and forest management. It is recommended that Scouts have already taken or will be taking Forestry MB.

Requirements that **MUST** be done before camp:

- Option 3: A. Visit a park near your home and experiment
- Option 3: C. Obtain an identification key
- Option 3: D. Press and mount 10 leaves
- Option 3: E. Obtain a list of rare species in your state.

Requirements that can be done at or before camp:

- 4. Name 20 plants by your home and list any invasive species.
- Option 3: B. Study a 100 x 100 plot
- Option 3: F (1) (b). Press and label leaves in one area
- Option 3: F (1) (d). Lead a walk to teach about trees.

Reptile and Amphibian Study (\$3.50 for MB Pamphlet)

Reptile and Amphibian Study MB allows Scouts to learn about reptiles and amphibians in their state. Scouts must have had a reptile or an amphibian as a pet.

Requirements that **MUST** be done before camp:

- 4. Protected species in your state
- 6. Describe how a snake moves from observations
- 8a. Have a pet for one month.

Requirements that can be done at or before camp:

- 9. Do two of the following: imitate voices, identify 8 species, or give a talk

Soil and Water Conservation (\$3.50 for MB Pamphlet)

Soil and Water Conservation MB (aka MUD) is required for the World Conservation Award. Scouts must write a 500 word essay and participate in a service project.

Requirements that can be done at or before camp:

- 2d. Take photos or draw two types of erosion
- 3c. Take photos or draw three erosion-control practices
- 7a. Write a 500-word report (using TVSR)
- 7e. Participate in a MUD service project

Space Exploration (\$3.50 for MB Pamphlet, \$10 for Rocket Kit)

Treasure Valley Scout Reservation

Space Exploration deals with rocketry and man's accomplishment in space history. Purchase of rocket is required. The **ONLY** rockets that will be accepted are the rockets sold in the Trading Post. Engines will stay with the E-Con staff until rockets are launched on Wednesday evening.

Requirements that can be done at or before camp:

- 2. Design a collector's card with a space pioneer
- 3. Build and launch a rocket (no engines in camp except what is sold @ Trading Post)
- 7. Design an inhabited moon base

Weather (\$3.50 for MB Pamphlet)

Weather MB deals with meteorology and the factors that affect the weather. Storms, clouds, and safety are discussed. Scouts must make a weather instrument and log **BEFORE** camp for seven days and give a speech to their troop.

Requirements that **MUST** be done before camp:

- 8a. Make a weather instrument and keep a log for one week (7 days)

Requirements that can be done at or before camp:

- 5. Identify clouds
- 9a. Give a speech to your troop

Handicraft

Art (\$3.50 for MB Pamphlet)

An introduction to different mediums and art history, this is a fun class that is relatively easy for Scouts of all levels.

Basketry (\$3.50 for MB Pamphlet, \$6-\$7 basket making kit)

Excellent badge for young Scouts. Requires purchase of kits from the Trading Post.

Leatherwork (\$3.50 for MB Pamphlet, \$10-\$15 materials kit)

Excellent badge for young Scouts. Requires purchase of kit from Trading Post. Requirement 3 may be done before coming camp.

Sculpture (\$3.50 for MB Pamphlet)

Recommended for Scouts of all ages and ability levels. Participants will enjoy making and sculpting clay for projects. This class can get messy but is a lot of fun. A small materials fee may apply.

Wood Carving (\$3.50 for MB Pamphlet)

Personal knives should be sharp, if used.

Woodworking (\$3.50 for MB Pamphlet)

This badge can be completed on a "walk-in" basis as the Scout has free time in his schedule.

Public Health

Emergency Preparedness (\$3.50 for MB Pamphlet)

Mohegan Council BSA

Recommended for older Scouts. (Eagle required) Much written material and skills to master. Familiarity with knots extremely important. Prerequisite: First Aid MB.

First Aid (\$3.50 for MB Pamphlet)

Required for Eagle. Covers a great deal of written material and skills. Highly recommended that CPR instruction be completed prior to camp. Prerequisite; First Aid requirements for Tenderfoot, Second Class, and First Class.

Scoutcraft

Camping (\$3.50 for MB Pamphlet)

Recommended for all campers. Required for Eagle. Requires an overnight outpost. Scouts should bring appropriate equipment for an overnight campout. In addition, Scouts must bring a personal or unit tent from home suitable for backpacking and know how to set it up. Requirements 9a and 9b MUST be completed prior to camp.

Cooking (\$3.50 for MB Pamphlet)

Introduction to outdoor cooking. Will prepare and sample meals cooked in a Dutch Oven and by other methods of outdoor cooking.

Orienteering (\$3.50 for MB Pamphlet)

Difficult merit badge but most requirements can be completed at camp. Requires setting up and completing an

Treasure Valley Scout Reservation

orienteering course. Map and compass background is helpful. Some physical stamina required to run courses. Scouts should bring a compass.

Pioneering (\$3.50 for MB Pamphlet)

Knowledge of knots and lashings are extremely helpful. Need to complete the requirements in knots and lashings in Tenderfoot through First Class. All requirements may be completed at camp. Among other tasks, splices must be practiced and demonstrated correctly for requirement # 5. Participants will work together in completing a pioneering project.

Wilderness Survival (\$3.50 for MB Pamphlet)

Recommended for older campers. Requires an overnight outpost. Scouts should bring appropriate camping equipment. All requirements can be completed at camp.

Shooting Sports

Archery (\$3.50 for MB Pamphlet, \$3.50 Arrow Kit)

All Activities can be completed at camp. Plan to use Free Shoot to practice and qualify in archery. Shooting experience is highly recommended.

Rifle Shooting (\$3.50 for MB Pamphlet)

Very challenging merit badge. Shooting experience highly recommended. Plan to use Free Shoot to practice and qualify in rifle shooting.



Programs and Other Stuff For Adults

The Mohegan Council Training Committee will be offering **Training Sessions** for all leaders during their stay in camp. Specific information including dates and times will be announced in upcoming issues of the Moccasin, roundtables, and at Scoutmaster Coffees daily. Trek Safety, Climb on Safety, Leave no trace, youth protection, hiking/backpacking skills, Safe Swim Defense, Safety Afloat are among the programs offered.

Photo/Videos- The Mohegan Council is always on the look out for photo's and videos for promotional purposes. If you have good quality submissions, please contact the camp office.

Survey/Evaluation- Each week, Scoutmasters and Senior Patrol Leaders will be given the opportunity to share their thoughts through the Summer Camp Survey/Evaluation. The Scout Executive & Council Camping Committee reviews these documents to improve and adjust the Summer Camping experience both during the current Summer Camping season and beyond. Please be sure to complete the document and return it to the Commissioner upon checkout.

Daily Schedule

Sunday

PM Schedule

- 11:30 Gates open and check-in begins / photos at Pine Point when called for med check.
- 1:00 Med Checks and Swim Checks per assigned schedule.
- 5:30 Dinner
- 6:30 Program Area Expo/Opening on Boonesville Plain
- 7:30 Chapel Services of your Choice on Chapel Point
- 8:15 Campfire at Council Ring

Monday – Friday

AM Schedule

- 7:00 Reveille
- 7:45 Waiters report to Dinning Hall
- 7:50 Colors & Grace
- 8:00 Breakfast (Dining Hall)
- 9:00 Program Session Begins
- 9:00 Free Boating Activities
- 9:30 Scoutmasters Meeting (East Lodge)
- 11:00 Open Swim @ Waterfront
- 11:45 Waiters Report to Dinning Hall

PM Schedule

- 12:00 Lunch
- 12:45 SPL Meeting (East Lodge)
- 1:00 Siesta Time
- 1:30 Program Time
- 1:30 Free Boating Activities
- 4:00 Free Swim @ Waterfront
- 4:30 Staff Swim
- 5:15 Waiter Report to Dinning Hall (except for Friday)
- 5:20 Retreat & Grace
- 5:30 Dinner (Class "A") - Friday on Pine Point Family dinner.
- 6:45 Evening Program
- 8:15 Evening Program ends
- 10:00 Taps

**Please Note:
Time schedules and
merit badges may change
due to weather or other
unforeseen
circumstances.**

The Patrol Method

“The Patrol System is the one essential feature in which Scout training differs from that of all other organizations, and where the system is properly applied, it is absolutely bound to bring success. It cannot help itself!” –Lord Baden Powell

The heart of the Scouting method is the use of patrols. The idea that a troop is just a mass of boys is not a part of Scouting. Each troop should have its boys organized into patrols at home and should also follow through with this system at camp. The boys, through their Patrol Leader and Senior Patrol Leader should run the troop’s program at camp. When planning your program at camp, make room for patrol activities and make sure that the program is planned with the PLC.

The following are things that your Scouts plan to strengthen the patrol method at camp:

- | | | |
|-----------------------------|-----------------------|-------------------------|
| • Troop Campfires | • War Canoe Races | • Conservation Projects |
| • Patrol Hikes | • Troop Swims | • Service Projects |
| • Inter-patrol Competitions | • Mountain Bike Rides | |
| • Campsite Inspections | • Scoutcraft Projects | |

We will promote the Scouting Spirit this year by encouraging patrols to bring their patrol flag to camp and sing their patrol yell/chant often.

Other opportunities available to your troop/patrol include:

Volleyball- A volleyball court will be placed for the 2008 summer camping season. Please make arrangements through the Camp office for Troop use during the week.

Horseshoe Pit- Treasure Valley Scout Reservation has redesigned horseshoe pits for use during your stay. Please make arrangements through the camp office.

Disc Golf, Geo-caching and Driving range/night golf are all being added this summer.

2008 Treasure Valley Baden Powell Award

We encourage all patrols to earn the Treasure Valley Baden Powell Award this summer. To earn this award your patrol needs to complete the 8 requirements listed below. Once completed, the Scoutmaster needs to sign and submit the form (available at the Magee Center) to the camp office no later than Friday morning at 10:30am

1. Scout Spirit
 - ✓ Determine a Patrol Leader
 - ✓ Have a Patrol Flag
 - ✓ Have a Patrol yell, cheer, or song
2. Patrol Meetings
 - ✓ Hold Patrol Meetings on Tuesday, Wednesday, and Thursday.
3. Activities
 - ✓ Participate as a Patrol in Camp-wide Games & Sign up to participate in closing campfire.
4. Service Project
 - ✓ Perform a service project as a Patrol.
5. Advancement
 - ✓ Assist a fellow patrol member with skills.
6. Membership
 - ✓ Assist troop in improving daily campsite inspections.
 - ✓ Be on time for retreats and camp-wide activities.
7. Uniform
 - ✓ Uniform guidelines must be followed at all times.
8. Patrol Leaders Council
 - ✓ Participate in Troop PLC by Doing a Good Turn.

Camp Office (Magee Center)

Lost and Found- A lost and found department will be maintained at the camp office with the clerk. Items not claimed by the close of camp will be disposed of and the Mohegan Council cannot be responsible for them.

Mail- Outgoing mail may be sent through the Camp Office. Mail can be sent to campers and leaders. Please address as follows:

**Scout's Name, Troop #, Site Name
c/o Treasure Valley Scout Reservation
394 Pleasantdale Road
Rutland, MA 01543**

Telephone- Emergency phone calls may be made at the Magee Visitor Center. The camp telephone number is 508-886-2213 and fax is 508-886-6693. Messages received during the day will be placed in the site mail box at the Magee Center. If the caller identifies the message as an emergency or urgent, the message will be taken directly to the campsite. We regret that we are unable to provide phone lines for the checking of email or personal calls. No pay phones are available within the camp.

Website- The Mohegan Council is online. Forms (including this "Guidebook") are available on line at: www.mohegancouncilbsa.org. The website also contains updated Summer Camp information as well as weekend rental information. This site will also have up-to-date information on camp, scheduling and more.

Visitors

All campers, leaders, and visitors must sign in and out at the Camp Office (Magee Center). We welcome visitors during regular program hours. All visitors must sign in and out of the Camp Office. Visitors must wear the visitors pass at all times and park in a designated parking area. Parents are encouraged to limit their visit to the Friday Night activities. All visitors must leave the Reservation by 10:00 PM nightly. In the event of an emergency or drill all visitors must report to the Magee Center.

Visitors' Day

Parents and other visitors are allowed to visit anytime during regular program hours, please discuss this with your Scout Master before summer camp. Parents are encouraged to attend the Special Friday Night Events between 5:30 PM and 9:30 PM. Retreat will be held on Boonesville Plains around 7:30 PM followed by a campfire at the council ring.

Visitors Meals

Visitors are welcome to join us for a meal. Tickets may be purchased at the Magee Center. Advance notice is preferred to ensure adequate quantities. We cannot assure meals without a weeks notice.

Friday Night BBQ

We will have a Camp Wide BBQ at Pine Point on Friday Night. Tickets for Visitors must be purchased in the Magee Center by Tuesday Morning at 11:30 AM. Those showing up without a ticket will not be served.

Security

Treasure Valley Scout Reservation is committed to providing the safest atmosphere possible. Browning Pond has public access and many people often mistake Treasure Valley as a State Park. If you notice anything or anyone suspicious, please contact the Magee Visitor Center (Camp Office) immediately. All leaders, scouts, and visitors leaving or arriving at camp must sign in and out at the Magee Visitor Center (Camp Office). Visitor's passes must be visible at all times. For security reasons, the main gate to camp may be locked at anytime. Arrangements can be made with the Magee Visitor Center if needed.

Trading Post

The Trading Post offers a variety of Scouting, novelty, and refreshments during posted hours only. Many advancement awards are also available. Visa/ MasterCard and personal checks are accepted at the trading post. Scoutmasters may wish to monitor their Scouts' purchases. The Trading Post cannot enforce limits on candy or other sales.

Trading Post Hours: To be posted

Troop Accounts

Again, this year we will offer Troops the opportunity to have a charge account at the Trading Post. The Scoutmaster or Site Leader may identify those authorized to place charges on and must be settled prior to the Troop's departure from camp that week. The Mohegan Council and Treasure Valley cannot be responsible for specific items charged. Those authorized to purchase will be required to show positive identification to the Trading Post Clerk.

Patches

Campers who have paid the full fee by the early bird deadline will receive their 2008 Treasure Valley Patch free of charge. Other campers will be able to purchase a standard camp patch at the Trading Post.

Stamps

Stamps can be purchased at the Magee Visitor Center for the value of the postage needed.

Food Service

Dining Hall


Dining Hall meals are prepared on site by Licensed Food Service Handlers. The kitchen manager is on-site Monday-Friday and will attend the Leader's Meeting on Monday evening prior to each week of camp. The camp should be notified at least two weeks in advance of any Special dietary needs.



In Site Cooking

Units who choose to participate in the In-Site Cooking Program need to fill out the appropriate request form ASAP. An "In-Site Cooking Handbook" will be provided for each unit participating in this program. The Handbook contains, menus, recipes, serving sizes, food handling/preparation guidelines, times to pick up ingredients for each meal, and other helpful hints. ALL UNITS will eat at the camp-wide meals on Sunday and Friday nights and Saturday morning. Please contact the Camp Director if you have any questions regarding this program prior to attendance in camp.

Troops are NOT permitted to bring in their own food per MA State LAW



Facilities

Treasure Valley Scout Reservation has more than 1,600 acres of wooded areas, nature, and Browning Pond. Licensed food service providers prepare three nutritious meals daily in the East Lodge. Additionally, we receive licenses and permits from the Towns of Oakham, Paxton, Spencer and Rutland and the Commonwealth of Massachusetts. Additionally, Treasure Valley is inspected by a national accreditation team from the Northeast Region of the Boy Scouts of America.

Inspections

Campsites will be inspected daily by a member of the camp staff or designee as announced. Recognitions will be provided to sites found in good repair and clean.

Tents

Tents at Treasure Valley Scout Reservation are the property of the Mohegan Council, BSA. Many of the tents are new and others have been set up in good condition. Troops are responsible for any damage occurring to the tent during their stay. This includes rips, holes, burns, bending or breaking of poles, etc. If you notice damage upon your arrival, it is your responsibility to discuss this with your Troop Guide or the Ranger staff. Members of the opposite sex are never permitted in the same tent. Visits must take place in an open area (i.e. under the dining fly or hard roof shelter). Per Youth Protection Guidelines, adults and youth do not share the same tent. Visitors, Scouts and Leaders are not permitted in the staff camping area- including tents and housing.

Trash

Treasure Valley must properly dispose of all trash and garbage. Units must manage their own trash and garbage by placing it in plastic trash bags, and depositing them in a dumpster. No trash or garbage should remain in unattended campsites to prevent the wildlife from "trashing" your site.

NO trash or garbage should be left in a campsite overnight.

Dumpster Locations:

- Commissary – near loading dock (1)
- East Lodge - parking lot (2)
- Ranger Station – near barn wall (1)

All areas of camp should be policed regularly for trash left on the ground. TVSR is your CAMP, please help keep it clean

Upon request, special arrangements can be made at the camp office for trash pickup. All trash must be placed in plastic bags and left at the curb of the camp road, outside the campsite. Trash pick up times will be assigned. Please be sure all trash is in the designated location at the assigned time.

Treasure Valley Summer Camp 2008
Site Reservation Guidelines

1. Units in a site have until Check Out on Saturday of the week they are in camp to reserve the site they are currently using for the following year.
2. Units may also reserve any open site that is either not being used that week or any non-reserved site in previous weeks or future weeks.
3. Reservations will not be accepted unless accompanied by the full (non-refundable) \$100 per campsite deposit and completed reservation form (available beginning July 1, 2008).
4. Reservations will only be accepted at Treasure Valley Scout Reservation during the scheduled summer camp. Following the close of the Summer Camping Season, reservations may be made at the Mohegan Council Service Center.
5. Site deposits are non-refundable and non-transferable.
6. Deposits will be applied to the total unit fees due for Camp. Note: we do not keep track of individual Scout payments. All Scout payments should go to the unit and the Troop should write a check or authorize a deduction from the unit account for the dues.
7. The Mohegan Council reserves the right to adjust campsite selection or add a Troop to the site as needed based on size, etc.
8. Units will not be able to reserve a site that is occupied during the desired week until the week is officially closed.

Approved by the Council Camping Committee – October 27, 2001

**Thank you for choosing
Treasure Valley Scout Reservation**

Please do not hesitate to ask for anything
from our dedicated Staff.

We are here to serve you.

Enjoy your stay

Directions to Treasure Valley

Treasure Valley Scout Reservation is a 1,600 acre facility operated by the Mohegan Council, Boy Scouts of America.

Located 12 miles northwest of Worcester, Massachusetts, Treasure Valley is easily reached. The following are the main ways to get to the Central Massachusetts area in which Treasure Valley is located.

By Air

- BRADLEY INTERNATIONAL AIRPORT, (BDL) – Windsor Locks, CT (just outside of Hartford, CT). Located 60 miles from downtown Worcester and 50 miles from Treasure Valley Scout Reservation, Bradley is served by most major airlines. www.bradleyairport.com
- TF GREEN, (PVD) – Warwick, RI (just outside of Providence, RI). Located approximately 50 miles from Worcester, Green is serviced by most major airlines. www.pvdairport.com
- LOGAN INTERNATIONAL AIRPORT, (BOS)- Boston, MA. Shuttle and train services are available. For train service visit www.mbta.com and click on commuter rail service.

By Rail

- Amtrak has a station in Worcester 800-872-7245

By Bus

- Peter Pan/Trailways – Terminal is located in Worcester 800-237-8747
- Greyhound – Terminal is located in Worcester 508-754-3247

By Car

- See map in this packet. The nearest highways are the Massachusetts Turnpike (Interstate 90) using the Sturbridge exit (#9) and from I-290.

From the Mass Pike (Interstate 90)/Interstate 84

Exit at Sturbridge Route 20 and go east. Approximately 1 ½ miles turn left on Route 49 toward Spencer and follow to Route 9. Turn right on Route 9 (east) and go approximately ½ mile to the traffic light and turn left on Meadow Street (on the corner there is a Big Y, Flexcon, Hess Gas Station and a cemetery). Follow Meadow Street approximately 2 miles to stop sign and turn left onto Route 31. Continue on Route 31 past St. Joseph's Abbey and the Black and White Restaurant. About ½ mile past the Black and White restaurant turn left onto Barclay Road (A TVSR sign is posted). Treasure Valley is 1 mile on your left.

From Interstate 290 (from Marlboro)

Take Exit 18 (Lincoln Street) and follow signs to Lincoln Square (Route 9). Turn right on Route 9 (heading toward the Worcester Airport and Paxton). Follow Directions from Route 9 below.

From Interstate 290 (from Auburn)

Take Exit 17 and turn left onto Route 9. Follow Directions from Route 9 below.

From Route 9/290 in Worcester

Stay straight on Route 9 – picking up Pleasant Street (north)/Route 122 toward the Worcester Airport and Paxton. Follow Route 122 past the airport, through Tatnuck Square and Paxton Center and into Rutland. ½ mile past the “Detour Deli” (a convenience store) turn left at the next intersection onto Pleasantdale Road. Follow Pleasantdale Road approximately 2 ½ to 3 miles, Treasure Valley Scout Reservation entrance is on the right side.

Addresses

Treasure Valley Scout Reservation

394 Pleasantdale Road

Rutland, MA 01543

Phone: 508-886-2213

Fax: 508 886-6693

Mohegan Council, BSA

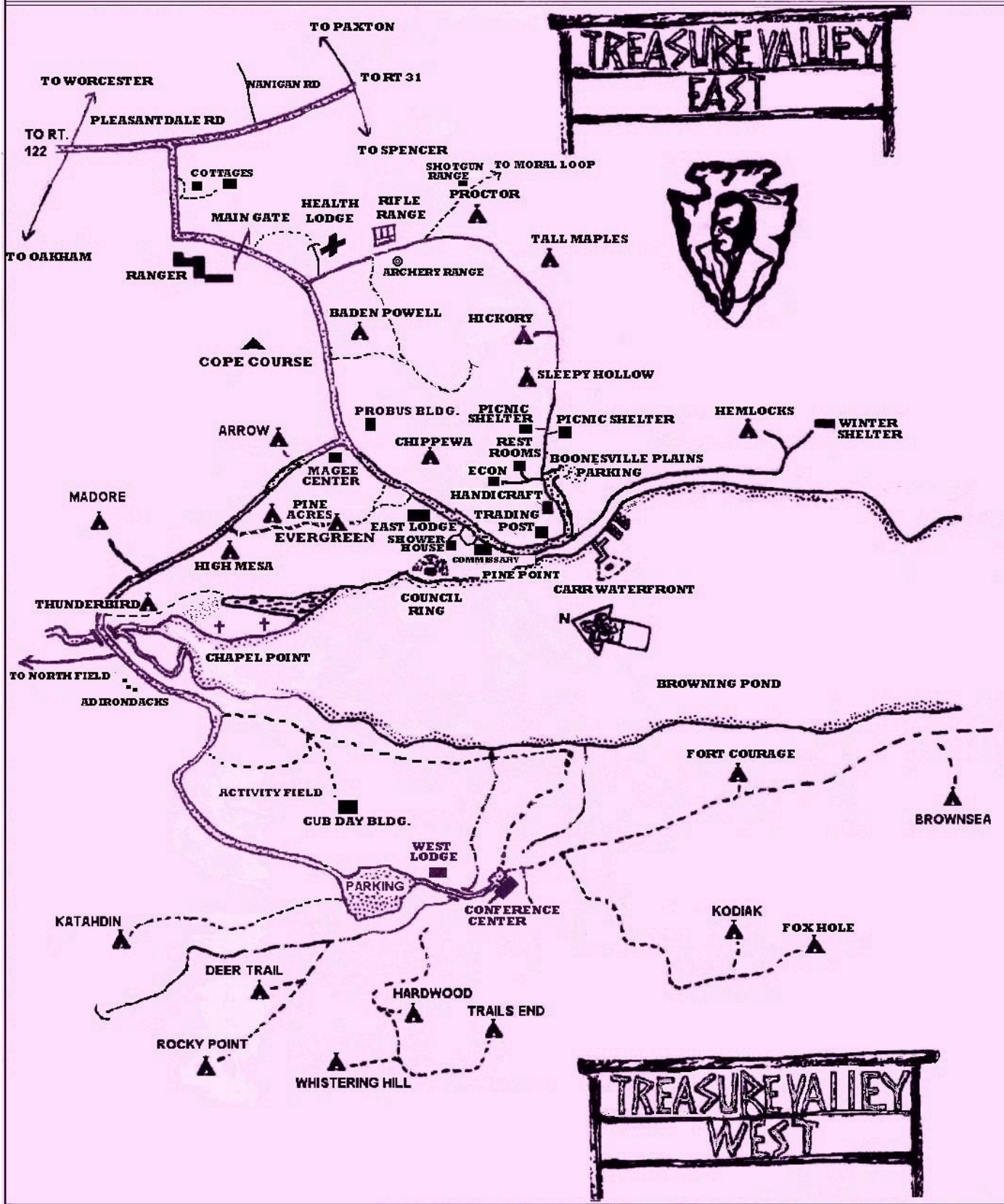
19 Harvard Street

Worcester, MA 01609

Phone: 508-752-3769

Fax: 508-752-3047

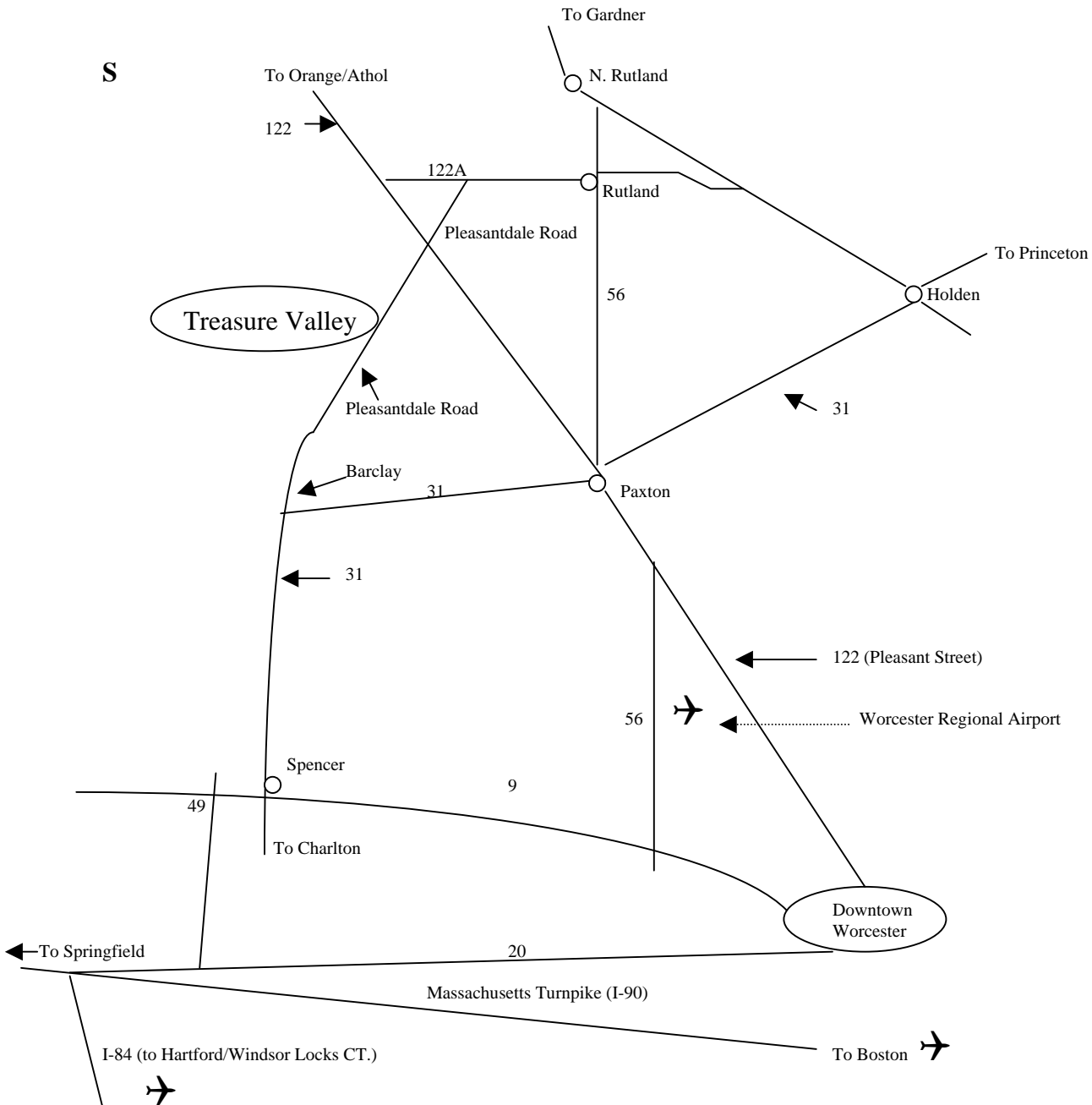
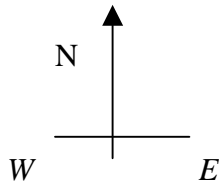
Treasure Valley



Routes to Treasure Valley Scout Reservation 394 Pleasantdale Road

Rutland, MA 01562

508-886-2213
508-886-6693 (fax)



• Mohegan Council, Inc – 19 Harvard Street, Worcester, MA 01609 •