

**Boy Scouts of America  
present**

# **MassJam 2013**

**Barnstable County Fairgrounds  
Route 151, Falmouth, Cape Cod, MA**



**October 12-14, 2013**

## **LEADER GUIDE**

**Sponsored by  
Annawon, Boston Minuteman, Cape Cod & Islands, Knox Trail, Mohegan,  
Narragansett, Nashua Valley, Old Colony, Western Mass and Yankee Clipper  
Councils**

**PREPARED. FOR LIFE.**

**WWW.MASSJAM.ORG**

## MassJam 2013 Organization Chart

<b>Administration</b>	<i>Chairman</i>	Tom Kehoe
	<i>Area 1 Program Rep</i>	Bill Downey
	<i>Professional Advisor</i>	Ed McLaughlin
	<i>Old Colony</i>	Rick Poirier
<b>Administration</b>		
<b>Registration</b>		
<b>Financial</b>	<i>Old Colony</i>	Rick Poirier
<b>Site Development</b>	<i>Knox Trail</i>	John Henderson/Colin Hoogeboom
<b>Fair Grounds Coordinator</b>		Tom Kehoe/Ed McLaughlin
<b>Steering Committee</b>	<i>Annawon</i>	Roger Marsan
	<i>Boston Minuteman</i>	Steve Boudreau
	<i>Cape and the Islands</i>	Bill LaRuffa
	<i>Knox Trail</i>	Dick Sullivan
	<i>Mohegan</i>	Joel Hidenfelter
	<i>Narragansett</i>	Kevin Kennedy
	<i>Nashua Valley</i>	Don King
	<i>Old Colony</i>	Richard Carlson
	<i>Western Massachusetts</i>	John Willemain
	<i>Yankee Clipper</i>	Lance Nicolaysen
<b>Physical Arrangements</b>	<i>Knox Trail</i>	John Henderson/Colin Hoogeboom
<b>Physical Arrangements Advisor</b>	<i>Knox Trail</i>	Skip Peterson
<b>Public Safety Coordinator</b>	<i>Knox Trail</i>	Mike Merolli
<b>Communications</b>	<i>Yankee Clipper</i>	Jim Palmer
<b>Digital Communications</b>	<i>Nashua Valley</i>	Jim Ganley
<b>Parking Lot Control</b>	<i>Knox Trail</i>	Mike Merolli
<b>Medical Operations</b>	<i>Narragansett</i>	Jeff Hutchinson
<b>Health and Safety</b>	<i>Narragansett</i>	Peter Stetson
<b>Program</b>		
	<b>Exhibits &amp; Displays</b>	<i>Yankee Clipper</i>
	<b>Theme Experience: 'Live.Unbound'</b>	<i>Nashua Valley</i>
	<b>Arena Show</b>	<i>Mohegan</i>
<b>Action Centers</b>		<i>Western Mass/Nashua Valley</i>
	<b>Air Rifles</b>	<i>Mohegan</i>
	<b>Challenge Course</b>	<i>Narragansett</i>
	<b>Climbing/Bouldering</b>	<i>Narragansett</i>
	<b>Geocaching</b>	<i>Annawon</i>
	<b>First Aid</b>	<i>Knox Trail</i>
	<b>Lego Robotics</b>	<i>Boston Minuteman</i>
	<b>Sports</b>	<i>Western Mass</i>
	<b>Archery</b>	<i>Narragansett</i>
	<b>Rockets</b>	<i>Western Mass</i>
<b>Religious Services</b>		<i>Mohegan</i>
	<b>Catholic</b>	Brian Regan
	<b>Jewish</b>	Bill White
	<b>Eastern Orthodox</b>	TBA
	<b>LDS Services</b>	TBA
	<b>Non-denominational</b>	TBA
<b>Snack Bars</b>	<i>Old Colony</i>	Rick Poirier/George Roberts
<b>Scout Shop/Trading Post</b>	<i>New England Scout Shops</i>	Paul Sobierajski
<b>Pat Gushue Memorial</b>	<i>Knox Trail/Yankee Clipper</i>	Skip Peterson/Paul Sliney/Jack Terrill
<b>Sub Camps</b>	<i>Knox Trail, Event Vice-Chairman</i>	Chris Thorp
	<b>1</b>	<i>Narragansett</i>
	<b>2</b>	<i>Nashua Valley</i>
	<b>3</b>	<i>Mohegan-Western Mass</i>
	<b>4</b>	<i>Knox Trail</i>
	<b>5</b>	<i>Annawon/Old Colony</i>
	<b>6</b>	<i>Yankee Clipper</i>

## INTRODUCTION

We are very pleased that your Troop, Webelos Den, or Venture Crew has decided to attend MassJam 2013 with troops, crews, and dens from Annawon, Boston Minuteman, Cape Cod & Islands, Knox Trail, Mohegan, Narragansett, Nashua Valley, Old Colony, Western Mass, and Yankee Clipper Councils as well as those joining us from outside councils. Our steering and organizing committees have been very busy preparing for a super event. We are glad you have taken this opportunity to bring preparedness into your troop, crew, or den's program.

- To Prepare:**
- 1) Review this brochure.
  - 2) Using your council's process (paper or on line), obtain a tour permit.
  - 3) Obtain a medical form from each youth participant's parent (2013 summer camp medical forms can be used). Parts A and B are the minimum requirement. Adults must also submit a medical form. (these will be returned to unit leaders at Sub Camp check out.
  - 4) Prepare a unit attendance roster so we have an accurate identification of your unit's participants. (You will turn these forms in to the Sub Camp Headquarters on arrival at MassJam).
  - 5) Prepare your youth participants using the MassJam Founders' Honor Unit Award, Inspection, Menu and Duty Roster forms.

**On Line Registration:** Your unit has already paid a \$100.00 reservation fee. On or before Sept. 20, 2013 go to the MassJam web site and click on REGISTRATION which will bring you to the Doubleknot web site and follow the "Additional Information" directions to complete the registration process. You will deduct the \$100.00 reservation fee from your final payment. If

you have Webelos accompanying the Troop, do not forget to include them in your headcount. This headcount will determine the size of your campsite in your sub camp.

Some of the Action Centers will offer age-appropriate activities designed for Webelos groups.

**Travel Directions:** See the attachment for map and travel directions to MassJam 2013.

**Uniforms:** Youth participant, Webelos, Venturers and Leaders attending MassJam 2013 are to wear their uniform. Unit Leaders are reminded that October evenings can be cold and short pants are not an appropriate way to prevent hypothermia. Youth participant and Venturers should wear class B uniforms with long sleeves and long pants to the Action Centers.

**MJ ID Wristband:** All participants will be issued a green wristband at check in and it is to be worn the entire weekend.

Webelos den will be issued a blue wristband. You will also see Council VIP's wearing white wristbands. Midway Exhibitors and MassJam Staff will be issued special ID's on a lanyard.

**Sub Camps:** MassJam 2013 will be divided into six Sub camps. Units will be assigned a Sub camp on a rotating (somewhat random) basis. The result will be that units will camp next to units from other councils and not next to units of their own council. Venture crews will also be assigned to these Sub camps.

**Cell Phones and Power:** Sub Camps have one GFIC outlet to power lights and staff computer use. Please be sure to communicate with your Sub Camp Leadership prior to arrival if power is needed for a CPAP machine.

Under no circumstances will adult leaders or youth participant be allowed to charge cell



## MassJam 2013

---

phones using the sub camp's power. Leaders and youth participant are also strongly discouraged from crossing Route 151 to charge phones in vehicles due to concerns regarding safety.

**Evening Program:** Evening programs may take place in your sub camp where they will offer skits, comedy, music and audience participation. On one of the evenings, MassJam will offer a program which will take place in the Arena area. Your unit leader will be advised daily by their sub camp as to what the evening program will be.

**Religious Services:** Religious services for Jewish, Protestant, Eastern Orthodox, Catholic and LDS faiths will be held. Others may lead services for other faiths. Talk to your Sub camp leaders to coordinate.

Jewish – Midway Area – Friday Sunset  
Eastern Orthodox – Admin Bldg – Saturday 6:00PM  
Catholic Mass – Arena – Sunday 9:00AM  
Non-denominational – Grandstand – Sunday 9:00AM  
LDS Service – Midway Area – Sunday Sunrise

**Visitors:** Visitors are not to come to MassJam 2013. There will be no parking available. Police have warned us that they will tow away any cars parked on Route 151 and on adjacent streets.

**Souvenir Pre-Buys:** The New England Scout Shop will be operating the MassJam Trading Post. MassJam 2013 souvenirs and other official Scout merchandise will be on sale at the Trading Post, but individuals are encouraged to preorder on line prior to the start of MassJam. The New England Scout Shop will ship via UPS all online orders within 30 days of receipt. An item of special interest will be the availability of special participating council shoulder patches. These CSP's will be in a photochromatic style with MassJam 2013 embroidered on the patch. Check the website – [www.massjam.org](http://www.massjam.org) for the colored logo. Some souvenirs will be in short supply, so shop early to avoid disappointment.

**Trading Post and Snack Bar:** Trading Post and Snack Bar are located in the arena-midway area. The Trading Post will be open Saturday 9AM to 9PM and Sunday 10AM to 9PM. The Snack Bar hours are Saturday 1-5:30PM and Sunday 10-5:30. The Snack Bar will be serving hot dogs, sodas, coffee, chips, candy, assorted snack items and ice.

**Patch Trading:** In the Trading Post area separate areas will be designated for patch trading by both youth and adults. Patch trading hours will be regulated so as not to interfere with activities. There will be **NO** selling of patches and **NO** trading between adults and youth. A code of conduct policy will be in effect. If you observe a violation of this restriction notify a MassJam staff member immediately!

**Webelos:** Webelos are only allowed to attend when they are part of a joint troop camping trip and therefore the responsibility of the troop. They will participate in the Action Centers as a den, NOT as part of the troop's patrols. They too must have a medical form. Rules in Guide to Safe Scouting apply with regards to Webelos to adult/parent ratio.

Joint Webelos den/troop campouts including the parents of the Webelos Youth participant are encouraged to strengthen ties between the pack and troop. Den leaders, pack leaders, and parents are expected to accompany the boys on approved trips.

In special circumstances, a Cub Scout whose parent or legal guardian is not able to attend an overnight camping trip may participate under the supervision of another registered adult member of the BSA who is a parent of a Cub Scout who is also attending. The unit leader and a parent or legal guardian must agree to the arrangement, and all Youth Protection policies apply. At no time may another adult accept responsibility for more than one additional "nonfamily member" youth. (Fulfills Arrow of Light requirements 4 and 5)

## MassJam 2013

---

**Unit Press Release:** Attached is a generic press release which the unit can use to promote Scouting in their community and inform the community about their unit and its participation in MassJam 2013. Any Scout who takes the press release, customizes it, submits it for publication and provides a clipping to MassJam 2013 Headquarters during MassJam will receive a MassJam 2013 Reporter pin.

**The Patrick F. Gushue Memorial Award:** In 1998, Patrick F. Gushue, one of MassJam's key planners, passed on. He was a great Scouter and the MassJam steering committee created a memorial award in his honor. During MassJam, MJ staff members will be recognized for qualities that Patrick expressed in his life. These qualities include the following points of the Scout Law and the line of the Scout Oath, "To help other people at all times". The award is a banana and a tootsie roll on a yellow ribbon which dates back to friendly competition in Narragansett Council between George Myers (tootsie roll) and Pat Gushue (the banana society) as to who ran the best sub camp.

Recipients of the award will be nominated by Sub camp staffs and selected by the MJ awards committee. Recipients will be recognized at a staff meeting after MassJam closes,

**Future- Information:** Latest and current information is available on the MassJam 2013 web site – [www.massjam.org](http://www.massjam.org).

In October, 2013 unit leaders can check the web site for their Sub Camp assignment and parking passes. You will also be contacted by the Sub Camp Chief.

During sign in at your Sub Camp headquarters, you will receive a Youth Leaders Guide for each participating patrol/crew. The Guide will contain all the information the patrol/crew/den will need for participating in MassJam activities including

their schedule for the action centers. There are 9 schedule rotations so it is important for each patrol/crew/den to follow their assigned schedule for shorter wait time.

You can get specific questions answered by talking to your Council representative listed on page 2 of this guide.

### SCHEDULE

#### Saturday, October 12, 2013

- 700am Unit Arrival and Setup Begins
- 1100am Proceed to MassJam Opening Ceremony
- 1130am Action Centers, Midway, Trading Post Open
- 530pm Action Centers Close
- 530pm Midway, Snack Bar closes
- 600pm Dinner – Eastern Orthodox Service
- 730pm Evening Program
- 900pm Trading Post Closes
- 930pm Evening Program ends
- 1000pm Sub Camp Cracker Barrels Taps (Quiet Time)

#### Sunday, October 13, 2013

- 700am Reveille
- 730am Breakfast
- 900am Religious Services
- 1000am Action Centers, Midway, Trading Post Open
- 1200pm Trail Lunch in Program Areas
- 530pm Action Centers, Midway, Snack Bar Closes
- 600pm Dinner
- 730pm Evening Program
- 900pm Trading Post Closes
- 930pm Evening Program ends
- 1000pm Sub Camp Cracker Barrels Taps (Quiet Time)

#### Monday, October 14, 2013

- 730am Reveille
- 800am Breakfast
- 900am Sub Camp Closing Ceremony
- 1000am Unit Checkout, return of health forms, vehicles begin to enter grounds.

## HEALTH AND SAFETY

**Adult Leadership:** Each unit at MassJam must have two deep leadership on the MassJam grounds at all times. These leaders are responsible for the proper conduct of his/her unit. Unit Leaders are to attend the evening shows with their units.



All Adult Leaders, registered or not registered with the BSA must have completed Youth Protection Training specific to their unit type. Take the course on line at MyScouting.org.

**BSA Registration:** All youth attending MassJam must be registered with the Boy Youth participant of America so they are covered by insurance. As stated in the "To Prepare" Section, all participants (adult and youth) must also have a completed short term (parts A and B) BSA medical form 680-001, 2012 printing which will be turned into Sub Camp Headquarters upon your arrival. Medical forms will be returned at the end of MassJam.

**Parking and Crossing Route 151:** Parking will be on the fairgrounds, but across the street from Sub Camps 1-4. Leaders are asked to take great care in crossing, using only designated crosswalks where there is an officer on duty. You are discouraged from using youth participant to transport gear to vehicles – wait until you can drive in (Monday Only!) and refrain from crossing for the sake of charging cell phones. Those assigned to Sub Camps 5 & 6 are restricted to using the marked and staffed crosswalks only.

**Camp Sites:** Camp sites will be assigned by MassJam staff. In October, the unit will be notified which sub camp they are assigned. Camp sites within the sub camps will be assigned based on the unit's pre-registered size. These assignments will be made when the unit arrives at the MassJam sub camp. Patrol/crews/dens are expected to camp together within the unit's assigned area. Unit

Leaders will also camp in this area. Separate quarters are required for male/female youth and adults.

**Fire Control:** Each unit is to appoint a Fire Warden. Fire Wardens are to register with the Sub Camp Fire Warden at sub camp Headquarters. Each cooking area is to have a dry chemical fire extinguisher next to it. A Class BC (Dry Chemical) Fire Extinguisher is recommended. A Class A,B and C Extinguisher would put out Flammable Solids( Class A) as well s Class B and C fires and would also be suitable.

Units should use a Fire Guard Plan. In case of fire in unit area, immediately drop all tents.

**NO OPEN FIRES**, such as ground camp fires, candles, torches, and any open flames. **NO HALF BARRELS! NO FIREWORKS!**

**No open fires will be permitted in the camping area and the only authorized cooking fuels will be propane and liquid fuel stoves. Charcoal will not be permitted because of issues with disposal of coals.**

### **NO WOOD FIRES!**


In case of a fire, notify Sub Camp Headquarters immediately.

**Lanterns:** White gas and propane lanterns are for leader use only. Youth participant are to use flashlights or dry cell lamps. Lanterns and fires don't mix with tents. Lanterns, candles or heaters are not allowed in your tents or enclosed temporary spaces .

**Fuel:** Ground fires are not permitted. Units should use propane or white gas stoves for cooking. All liquid fuel is to be kept under very close adult supervision.

**Wood Cutting:** No wood cutting. **DO NOT BRING AXES or SAWS.**

**First Aid:** Each unit is expected to bring a first aid kit. All incidents, accidents or other health problems must be



## MassJam 2013

---

reported to your Sub Camp Headquarters or MassJam Medical Services.

**Medical Services:** MassJam Medical Services will operate an on-site medical field hospital, aid stations and on-site emergency response/transport staffed by licensed physicians, nurses and EMT's from a joint operation of RII- Disaster Medical Assistance Team (DMAT), YAWGOO VALLEY SEARCH/RESCUE (YVSAR) and Medical Reserve Corps (MRC). MassJam Medical Services will provide all patient treatment for injuries and illnesses medical care for MassJam attendees and visitors. MassJam Medical Services will determine if a severe medical case needs to be transferred off site (typically to the Falmouth Hospital).

If you see an emergency or need emergency care, contact the closest MassJam staff member. They in turn will contact MassJam Medical Services.

**Water:** The fairground has town water. Water will be distributed to areas near the sub camps. You will need water jugs to get the water to your camp site. Please conserve.

**Don't use the water distribution point as a wash stand or to clean dishes.** It is also recommended that all participants carry a filled water bottle with them to stay hydrated.

**Gray Waste Water:** Bring a five gallon plastic bucket with lid for temporary gray waste water storage. There are several gray water sumps on the fairgrounds and are so marked. Some Sub camps will have gray water camels as well. **Your sub camp staff will advise you of the disposal place and method for your gray water.**

**No Holes:** No holes are permitted for any project or in any camp site.


**Latrines:** Portable latrines will be available. The latrines will be pumped during MassJam. In the past, latrines have been used for trash and have been targets for some vandalism.

All adults are asked to help reduce this misuse and vandalism.

**Any Scout found destroying or damaging any of the Port-O-Lets or facilities on the grounds will be reported to his Scout leader and will have to leave MassJam immediately. This type of behavior will not be tolerated.**

**Vehicles:** When the unit arrives at MassJam, they will be directed to the Sub Camp Headquarters drop off zone.

This area will have only a few parking spaces. The vehicles are to be quickly unloaded and moved to long term parking on the fairgrounds. All



vehicles must have a parking pass displayed in on the dashboard with contact information for easy identification of owner. These will be provided to you in an email from your Sub Camp Chief. **Drivers must stay in their vehicle until they are in the long term parking area.** A unit has just ten minutes to unload its vehicles and move out. Drop off zone could be some distance (up to a half a mile) from your campsite so gear will have to be carried in and out. Since camp sites are compact, trailers are considered to be vehicles and will have to be unloaded and stored in long term parking. On Monday, pickup will be permitted after MassJam is over (10:00 a.m.).

**Food:** Units are to provide (patrol/crew cooking) adequate food for all members. Patrol/crews will need a trail lunch on Sunday (See program section). Food needs to be protected against extreme cold and/or heat.

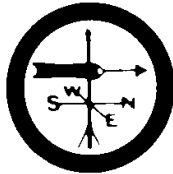
**Garbage, Recycling and Trash:** MassJam is providing dumpsters for the disposal of garbage and trash. You must bring plastic trash bags. You are requested to compact the rubbish. Recycling is not available, but you are welcome to do so on your own. Any recyclable materials will need to be carried out by the unit.

## MassJam 2013

---

**A Scout Is Clean:** Large crowds tend to produce extra litter. Be sure to pick up what you drop, pick up trash you see, and police the area where your patrol/crew/den eats lunch. We are all responsible for leaving the fairgrounds cleaner than we found them!


**Foul Weather:** Be prepared for foul or cold weather. Bring wet weather gear (rain coats, ponchos, and dining fly's). Action Centers will be run in wet or dry weather. Bring sufficient blankets or a good sleeping bag.



**Visitation:** The sub camp leaders will be conducting camp site visitations of unit camp sites on Saturday and Sunday. Inspection criteria is attached. Campsite judging is included in the "MassJam Founders' Honor Patrol/crew Award

Unit campsites will also be inspected just before the units leave. MassJam 2013 patches and "MassJam Founders' Honor Patrol/crew" awards will be distributed after the units have successfully passed this inspection.

**Miscellaneous:** NO GUNS, BOW AND ARROWS, FIREWORKS, FLARES, AXES, SAWS, AEROSOL SPRAY CANS, KNIVES WITH BLADES OVER 4 INCHES LONG, OR SHEATH KNIVES.



ALSO, NO ALCOHOLIC BEVERAGES, ILLICIT DRUGS OR OTHER CONTROLLED SUBSTANCES ARE ALLOWED.

- **USE DESIGNATED WALKWAYS**
- **STAY OFF ROADS EXCEPT TO CROSS**
- **GIVE EMERGENCY VEHICLES THE RIGHT OF WAY**
- **NEVER RIDE IN THE BED OF A TRUCK**
- **PETS ARE NOT ALLOWED ON THE GROUNDS**

- **UNITS WILL NOT BE ALLOWED TO USE GENERATORS OF ANY TYPE**

### **MASSJAM Founders Honor Unit Award:**

A special ribbon will be awarded to Units whose patrol/crews/dens fully participate in MassJam activities. Criteria will include uniforms, patrol/crew/den spirit, program activities, site sanitation and clean up, religious services etc. Your unit will receive the MASSJAM Founders Award ribbon along with the MassJam 2013 patch when you leave. GO FOR IT! GOOD LUCK!

### **Exhibits & Displays**

Come one, come all! Our MassJam Exhibits and Displays will be exciting, challenging, and informative for Youth participants and Leaders of all ages. There will be a variety of exhibits and demonstrations - Environmental organizations, military units, Scouting and recreational groups, and others are participating.

National, regional, state, and local organizations will be represented. Several exhibits will include hands-on activities.

The exhibits and displays will be centrally located in the fairgrounds, with exhibits both indoors and outdoors. No Scout, Venturer, Webelos, or Leader will want to miss this area.

Venture Crew 510 from Springfield, MA will provide on air demonstrations, and Amateur Radio License Exams. For more details, check our website!

### **Action Centers**

MassJam 2013 will feature 9 Action Centers including 4 new activities! Rockets, S.T.E.M., Project C.O.P.E., Rock Climbing, First Aid, Geocaching, Archery, Rifle, and Sports Area. For full descriptions of the activities in these areas, see the appendices to this manual. The descriptions also include a



## MassJam 2013

---

guide that indicates the scouting levels each area will accommodate.

**Gathering of Eagles:** There will be a gathering of Eagle Youth participant, youth and adult, on Saturday October 12 in the headquarters dining tent (near the Trading Post) at 4:00PM. Be sure the Eagles in your patrol/crew/troop/crew stop by!

**Leader Training Opportunities** Some Sub Camps will host a leader training opportunity during the day Sunday. You will receive a list of those courses being offered, with times and locations.

### **Catholic Religious Emblem Training at MassJam**

On Saturday October 12th, during MassJam, the Catholic Committee on Scouting will be holding training sessions for Religious Medals in the staff Dining Tent (near midway).

The committee will have information about all of the Catholic religious medals between 1:30PM and 3:30PM.

In addition training for adult coordinators, counselors, and facilitators will take place at the following times.

2:00-3:00pm Light of Christ and Parvuli Dei  
2:00-3:00pm Ad Altare Dei  
2:00-3:00pm Pope Pius XI I

Applications for training will be available at MassJam. The required letter of recommendation from your pastor will need to be sent to the following address at the Pastoral Center before you start your sessions with the scouts.

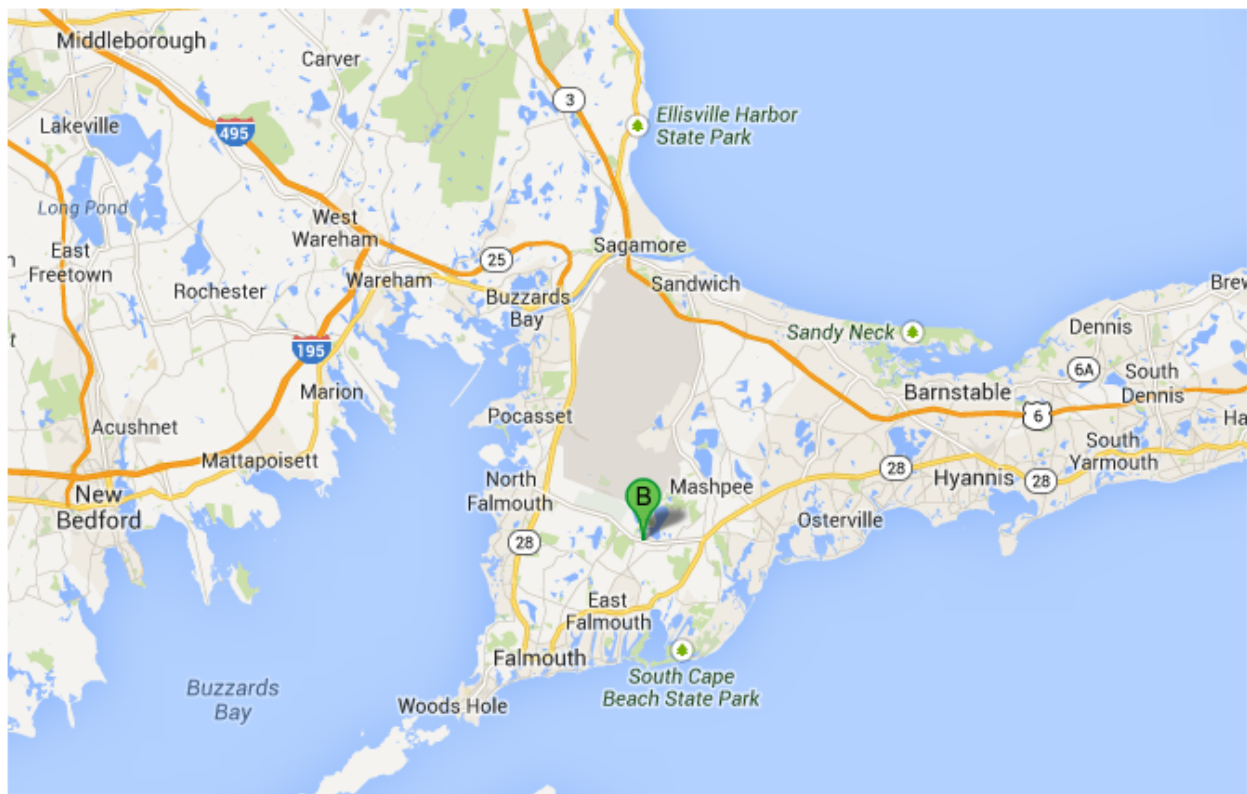
Kathy Stebbins, Office for the New Evangelization of Youth and Young Adults  
RCAB Pastoral Center  
66 Brooks Drive  
Braintree, MA 02184

**Unit Departure:** All units will be given instructions on the procedure for checkout and departure by their Sub Camp Staff. For safety reasons we ask that units not try to expedite their departure from the fairgrounds by moving equipment to cars on Sunday night. Similarly, units should wait to drive in on Sunday and not shuttle youth participant and equipment to cars on Monday morning to avoid entering the fairgrounds. This is for everyone's safety.

Any unit (or individual driver) that does need to leave MassJam prior to Monday morning must advise the Sub Camp Staff at check in to schedule a time. We will make every effort to return an entire unit's health forms. We cannot guarantee unit patches or ribbons will be available before Monday morning.

Vehicles will not be allowed on the fairgrounds prior to 10AM on Monday. If your unit is departing prior to that day and time, you will be required to transport your gear to the parking lot using the marked and staffed crosswalks. You will not be allowed to stage your gear on the side of the road and pull up – vehicles will not be allowed to stop on the sides on Rte 151, Ashumet Rd, or Currier Rd. Police take notice!

## TRAVEL MAP



## TRAVEL DIRECTIONS

MassJam 2013 is being held on Cape Cod at the Barnstable County Fairgrounds, 1220 Nathan Ellis Hwy, East Falmouth, MA 02536

From the west and north, cross onto the Cape via the Bourne Bridge in Bourne, MA. Routes 495, 195, 25, 6 (connects from Route 3) and 28 all converge at the bridge. From the bridge, take Route 28 south 15 miles to Route 151. Turn right (east) on to Route 151 and follow MassJam signs.

From the east part of the Cape, go west on Route 28 until you reach the Mashpee Circle. Head west on Route 151 and follow MassJam signs.

For more detailed directions check the fairgrounds website. Look for signs with your Sub Camp number and grounds entrance along Route 151.

<http://capecodfairgrounds.com/events/barnstable-county-fair/directions/>

# MassJam 2013

## MASSJAM Founders Honor Unit Award (patrol/crew/den scoring)

MASSJAM 2013  
 OCTOBER 11-13, 2013  
 BARNSTABLE COUNTY FAIRGROUNDS  
 FALMOUTH, CAPE COD, MA

Council \_\_\_\_\_  
 Town/State \_\_\_\_\_  
 Unit & Number \_\_\_\_\_  
 Patrol/crew/den Name \_\_\_\_\_  
 Sub Camp \_\_\_\_\_

### INSPECTION FORM

Poss.

CAMPSITE	Pts	Saturday	Sunday	Comments
Best possible camp arrangement	25			
Patrol/crew/den area (Clean=5, Neat=5, Safe=5)	15			
Fire equipment	15			
Section Total	55			

### PATROL/CREW/DEN EQUIPMENT

Duty roster	10			
Patrol/crew/den flag	10			
Patrol/crew/den yell	10			
Menu posted	10			
Section Total	40			

### SANITATION

Dining Fly with/without tables	15			
Cooking utensils & equipment clean	15			
Dishwashing equipment clean & dry	10			
Patrol/crew box properly organized	10			
Food stored properly & protected	20			
Garbage container available & in use	15			
Recyclable container available & in use	15			
Section Total	110			

### PERSONAL EQUIPMENT

Dry sleeping area for each Scout	15			
Sleeping bags neat & dry	15			
Clothes & gear properly stowed.	15			
Section Total	45			

Grand Total

250			
-----	--	--	--

Average score Saturday Sunday

### CLEARANCE FOR LEAVING MASSJAM 2013

Patrol/crew/den Completed Participation Form (form attached) Yes No

Unit turned in their Evaluation Form Yes No

Town \_\_\_\_\_ Unit Number \_\_\_\_\_

Sub Camp \_\_\_\_\_ Commissioner \_\_\_\_\_

Unit was returned the following:

Medical Forms Yes No

Patches Yes No

Troop earned MassJam Founders Honor Unit Award Yes No

Signature of Unit Leader \_\_\_\_\_

**MassJam 2013**

---

**MASSJAM 2013**  
**OCTOBER 12-14, 2013**  
**BARNSTABLE FAIR GROUNDS**  
**FALMOUTH, CAPE COD, MA**  
No. of Youth participant \_\_\_\_\_

Sub Camp: \_\_\_\_\_  
Council: \_\_\_\_\_  
Town/State: \_\_\_\_\_  
Unit & Number: \_\_\_\_\_  
Patrol/crew Name: \_\_\_\_\_

**FOUNDER’S AWARD PATROL/CREW PARTICIPATION**

A special ribbon will be awarded to units whose patrols/crews/dens fully participate in MassJam 2013 activities and maintain a clean patrol/crew/den area and campsite.

**SCOUT SPIRIT:** Patrol/crew/den carries a their Flag, uses appropriate cheer, and speaks courteously.

**PATROL/CREW METHOD:** Patrol/crew/den participates in Youth Leader Council Meeting on Saturday, Sunday. Displays and uses Duty Roster and Fire Guard Plan.

**UNIFORM:** Patrol/crew/den is in complete uniform at ceremonies and arena shows.

**SERVICE PROJECT:** Patrol/crew/den Completes a small service project for sub camp headquarters, competitive event, program activity, trading post, or midway.

**ACTION CENTERS:** Patrol/crew/den participates in at least 6 of the following centers:

- A1 / Robotics
- A2 / First Aid
- A3 / Geocaching
- B4 / Archery
- B5 / Air Rifles
- B6 / Challenge Wall
- C7 / Confidence Course
- C8 / Pioneering
- C9 / Bottle Rockets

**EVENTS:** Patrol/crew/den participates in Saturday Sub Camp Activity/Arena Show and Sunday Sub Camp Activity/Arena Show

**MIDWAY:** Patrol/crew/den visits at least 4 MASSJAM 2013 Midway booths.

- 1.
- 2.
- 3.
- 4.

**SANITATION AND CLEAN UP:** SITE Patrol/crew/den participates in site sanitation and clean up and passes campsite inspection.


**MassJam 2013 Unit Roster**

<b>Sub Camp #</b>		<b>Unit #</b>		<b>Town, State</b>	
-------------------	--	---------------	--	--------------------	--

**Please list all attendees with your unit. Cell Phone numbers are required for all adult leaders and volunteer adults.**

**Adults**

<b>Last Name</b>	<b>First Name</b>	<b>Cell Phone</b>	<b>Vehicle Make/Model</b>	<b>State and Plate#</b>

**Youth Attendees**

<b>Last Name</b>	<b>First Name</b>	<b>Last Name</b>	<b>First Name</b>

## MassJam 2013 Action Center Descriptions



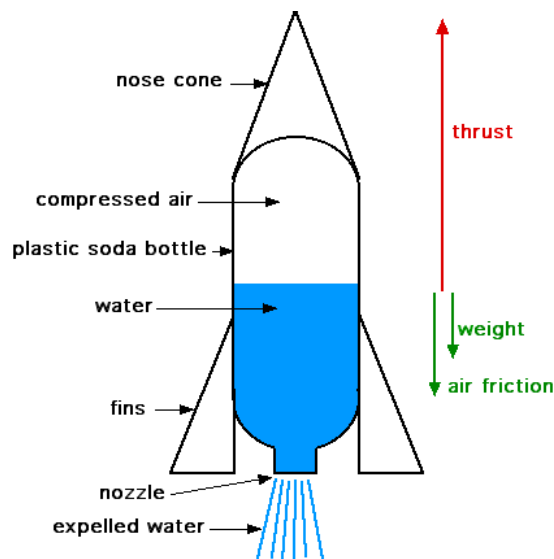
# Rockets

Many of today's technological advances are the result of the quest to put a man on the Moon in the 1960s. That feat would not have been possible without the work of pioneers in rocketry like Robert Goddard, a native of Worcester, Massachusetts. There are two major principles involved in successful rocket launch: thrust and guidance.



At the **Rockets Action Center**, your patrol/crew will have an opportunity to try your hand at launching a water bottle rocket that you have built to see how well you understand the principles of rocketry. There are many designs that are possible to construct a rocket using a two-liter soda bottle. The basic design is in the figure below. The Internet can give you details about how to construct your rocket. Bring your rocket to MassJam 2013 ready to go. We will have materials available if any last minute repairs are needed.

**Materials Needed:** One complete 2-liter soda bottle rocket, ready to launch.



2-liter water bottle rocket design



At the **Rockets Action Center**, your den will have an opportunity to try your hand at building and launching soda straw rockets to explore the principles of rocketry.

**Materials Needed:** None - all materials for this event will be provided on site.

With renewed interest in returning man to the Moon and to also land on Mars, there will be new advancements on the way. Will you be prepared to contribute? Will you be “**Prepared. For Life.**”?



## S.T.E.M.

As we move through the 21<sup>st</sup> Century, the areas of Science, Technology, Engineering and Mathematics will continue to play an important role in our world. Whether it involves increased speed, storage capacity and computing power of computers, the next breakthrough in the fight against cancer or some unexpected new technological device, S.T.E.M. will be the backbone of these innovations.



When your den/patrol/crew visits the **S.T.E.M. Action Center**, you will have an opportunity to experiment with some of the basic principles in these important areas.

**Materials Needed:** None

Will you be prepared for the 21<sup>st</sup> Century? Will you be “**Prepared. For Life.**”?



## Rock Climbing

Mountaineering is one of the most extreme challenges in which humans participate. In order to be a good mountaineer, you need to have a basic ability to handle rock climbing. And even if you never tackle Mount Everest, rock climbing is a wonderful opportunity to step outside your comfort zone, to try to reach for the sky and to learn not to give up no matter how hard the challenge.



At the **Rock Climbing Action Center**, the members of your patrol/crew will be able to experience climbing on a tower under the supervision of trained climbing instructors. The bouldering wall will also be available to test your agility.

**Materials Needed:** None



At the **Rock Climbing Action Center**, the members of your den will be able to test your agility as you traverse the bouldering wall.

**Materials Needed:** None

Will you be prepared for extreme adventures? Will you be “**Prepared. For Life.**”?



# Project C.O.P.E.

To succeed in any venture in today's world, you need to have confidence in your individual skills and agility as well as the ability to work in a group.



The **Project C.O.P.E. Action Center** is a fun, non-competitive, low-course activity that emphasizes the importance of teamwork and communication, while providing opportunities for every participant of your den/patrol/crew to succeed as an individual as

well as a member of a team.

**Materials Needed:** None

Will you be prepared to contribute to your den/patrol/crew? Will you be **“Prepared. For Life.”**?



# First Aid

As Youth participant, you are expected to be able to step up and help a person who has a medical emergency. First aid is one the skills that you learn so that you can provide assistance when needed.



Are you and your den/patrol/crew ready to help? The **First Aid Action Center** will test your knowledge with both a short quiz and a practical challenge.

**Materials Needed:** None

Will you be prepared to assist someone with a medical emergency? Will you be **“Prepared. For Life.”**?





# Geocaching

During the first century of Scouting, it was important to know how to navigate using a map and compass. While that is still a very necessary skill, in today's world we also have the ability to find our way using a GPS unit.



At the **Geocaching Action Center** your den/patrol/crew will be challenged to locate some caches around the camp area.

**Materials Needed:** If you have access to a GPS unit, please bring it with you. If not, don't worry, one will be provided for you to use.

Will you be prepared to find your way? Will you be "**Prepared. For Life.**"?



# Archery

Since the days of the legendary Robin Hood, skill with a bow and arrow has been honored. Whether these tools are used for hunting to provide food or just to hone an archer's ability to demonstrate calm, patience and hand-eye coordination, archery remains a valuable skill.



At the **Archery Action Center**, each member of your den/patrol/crew will have an opportunity to test your ability with the bow and arrow.

**Materials Needed:** None

Will you be prepared to put an arrow in the bulls-eye? Will you be "**Prepared. For Life.**"?



## Rifle

Target shooting is a skill that involves patience and an ability to remain calm.



At the **Rifle Action Center** each member of your den/patrol/crew will have a chance to test your skill with an air rifle.

**Materials Needed:** None

Will you be prepared to hit the center of the target? Will you be “**Prepared. For Life.**”?



## Sports Area

Scouting has always promoted the idea of physical fitness and in today’s world, it is more important than ever.



At the **Sports Action Center** you will get a chance to challenge other dens/patrol/crews to friendly competition in several sporting games including volleyball, human foosball and disc golf.

**Materials Needed:** Bring your favorite Frisbee© or flying disc.

Will you be prepared to help your team? Will you be “**Prepared. For Life.**”?

## CAMPSITE SANITATION

### 1. FOOD SOURCE AND STORAGE:

- All food should be:
  - Obtained from Board of Health approved sources.
  - Wholesome and free from spoilage when received.
  - Protected from rodents and insects (squirrels, chipmunks, flies, bees and yellow jackets).
  - Any food requiring refrigeration must be kept at 45 degrees F or below in coolers with sufficient ice prior to preparing hot meal.

### 2. FOOD PREPARATION:

- Wash raw food (lettuce, tomatoes, celery, etc.) before preparation.
- Keep food above ground. Use a folding table or something similar to prepare food upon.
- Prevent contamination of cooked and ready to eat food from unclean hands, work table, utensils, and raw food.
- Protect food from flies, ants, bees, insect spray and dust.
- Keep prepared food HOT or COLD (above 140 degrees or below 45 degrees F).
- Leftover prepared food should not be kept.

### 3. FOOD HANDLER:

Do not prepare food if you:

- A. Are not feeling well - See Medical Staff.
- B. Have an infection of any kind - See Medical Staff.
- C. Have a cut.
- D. Have a burn.
- E. Have a rash of any kind - See Medical Staff.

Wash hands:

- A. Before preparing food.
- B. After handling raw foods.
- C. After using the toilet.
- D. After any contamination, such as use of any insect spray, lotion or salve.

### 4. UTENSILS:

- Dispose of any single service utensils after use.
- Wash, rinse and sanitize pots, pans, and utensils after each meal or use.
- To sanitize, dip utensils into boiling water after rinsing, or, if a chemical sanitizer is used, follow label instruction or direction.

## **5. WASTE DISPOSAL:**

- **Separate waste solids from waste water.**
- **Place trash and food scraps into a covered container with plastic bag liner.**
- **Pour waste water into above ground sump.**
- **Transport plastic trash bags to the nearest dumpster without dragging it across the ground.**

## **6. CAMPSITE:**

- **Keep area clean.**
- **Keep obstructions out of walkways and common areas.**
- **Fill any ruts in ground that may be a danger to walking.**
- **Report any hazards to Safety Officer.**
- **Trenching around tents not allowed.**

## **7. SAFETY:**

- **Lift only what you can easily manage. Lift with your legs, not with your back. If an object is too heavy, ask another to help.**
- **Be careful of hot, or sharp objects and fall hazards.**
- **Inspect body daily for ticks.**
- **Inspect feet daily and wear socks for hiking. Your feet are your transportation. Keep boot/shoe laces tied.**
- **See Medical Staff personnel immediately, if injured or not feeling well.**
- **Report insect nests such as bees, wasps, yellow jackets etc., or any hazards immediately to any MassJam staff member.**
- **Drink water, at least one pint in morning and one pint in afternoon during daylight hours. If traveling out of campsite take water bottle.**